

Department of Cardiology

Amaltas Institute of Medical Sciences, Dewas

Facilities Available in the Department

The Department of Cardiology at Amaltas Institute of Medical Sciences, Dewas is equipped with modern infrastructure, advanced diagnostic and therapeutic facilities, and comprehensive clinical services to support patient care, teaching, and research activities. The department functions in accordance with the guidelines prescribed by the National Medical Commission (NMC).

Clinical Services

The department provides specialized care for a wide spectrum of cardiovascular diseases, including:

- Coronary artery disease and acute coronary syndromes
- Hypertension and heart failure
- Arrhythmias and conduction disorders
- Valvular heart diseases
- Congenital heart diseases
- Cardiomyopathies

Both outpatient (OPD) and inpatient (IPD) services are available, along with emergency cardiac care.

Diagnostic Facilities

The department is equipped with advanced diagnostic tools, including:

- Electrocardiography (ECG)
- Echocardiography (2D Echo with Doppler)
- Treadmill Test (TMT) / Stress Testing
- Holter Monitoring (24-hour ECG monitoring)
- Ambulatory Blood Pressure Monitoring (ABPM)

Support from the Radiology Department is available for advanced imaging such as CT and MRI when required.

Interventional Facilities

The department provides (or is linked to) interventional cardiology services such as:

- Coronary angiography
- Percutaneous coronary intervention (angioplasty and stenting)

- Temporary and permanent pacemaker implantation

A well-equipped **Cardiac Care Unit (CCU)** is available for intensive monitoring and management of critically ill cardiac patients.

Teaching and Learning Facilities

The department supports undergraduate and clinical training through:

- Demonstration rooms with audiovisual aids
- Bedside clinical teaching
- Case presentations and seminars
- Workshops and Continuing Medical Education (CME) programs

Laboratory and Procedure Facilities

Facilities are available for:

- Cardiac monitoring and emergency procedures
- Basic and advanced life support (BLS/ACLS)
- Pre- and post-procedural patient care

Library and Academic Resources

A **departmental library-cum-seminar room** is available with standard textbooks, reference materials, journals, and digital learning resources for academic enrichment.

Research Facilities

The department promotes clinical research and encourages participation of faculty and students in research projects, publications, and conferences.

Teaching Aids and Equipment

The department utilizes:

- Anatomical models of the heart and vascular system
- Charts and digital presentations
- Simulation-based learning tools

These aids enhance understanding of cardiovascular physiology and pathology.

List of Infrastructure Facilities

- Room for Professor and Head of the Department
- Rooms for Associate Professors
- Rooms for Assistant Professors
- Rooms for Senior Residents/Junior Residents
- Cardiology OPD consultation rooms
- Cardiac Care Unit (CCU)
- ECG/ECHO/TMT room
- Procedure room / Cath Lab (if available)
- Departmental office-cum-clerical room
- Waiting area for patients
- Room for non-teaching staff

Department of Urology

Amaltas Institute of Medical Sciences, Dewas

Facilities Available in the Department

The Department of Urology at Amaltas Institute of Medical Sciences, Dewas is well equipped with modern infrastructure, advanced diagnostic tools, and surgical facilities required for the management of urological disorders. The department supports patient care, teaching, and research activities in accordance with the guidelines prescribed by the National Medical Commission (NMC).

The department provides comprehensive care for patients with diseases of the urinary tract and male reproductive system. Services include outpatient (OPD), inpatient (IPD), emergency care, and surgical interventions.

Modern diagnostic and therapeutic techniques are utilized for accurate diagnosis and effective management. Standard Operating Procedures (SOPs) are established for the proper use and maintenance of all instruments and equipment.

The department also encourages academic excellence through teaching-learning activities and promotes research among faculty and students.

List of Facilities Available

Infrastructure

- Room for Professor and Head of the Department
- Rooms for Associate Professors
- Rooms for Assistant Professors
- Rooms for Senior Residents/Junior Residents
- Urology OPD consultation rooms
- Endoscopy room
- Departmental office-cum-clerical room
- Waiting area for patients
- Room for non-teaching staff

Clinical Services

- Management of kidney, ureteric, and bladder stones (urolithiasis)
- Prostate disorders (benign prostatic hyperplasia and carcinoma)



- Urinary tract infections
 - Urological cancers (kidney, bladder, prostate, testis)
 - Congenital urological anomalies
 - Male infertility and erectile dysfunction
 - Emergency urological care
-

Diagnostic Facilities

- Ultrasonography (in collaboration with Radiology Department)
 - Uroflowmetry
 - Cystoscopy
 - Urodynamic studies
 - X-ray and CT scan support for urinary tract evaluation
-

Surgical and Interventional Facilities

- Endoscopic procedures (URS, cystolithotripsy)
 - Percutaneous Nephrolithotomy (PCNL)
 - Transurethral Resection of Prostate (TURP)
 - Open urological surgeries
 - Laparoscopic urological procedures
-

Teaching and Learning Facilities

- Demonstration rooms with audiovisual teaching aids
 - Bedside clinical teaching
 - Case discussions, seminars, and presentations
 - Participation in Continuing Medical Education (CME) programs
-

Laboratory and Procedure Facilities

- Minor procedure room for catheterization and interventions
 - Preoperative and postoperative patient care facilities
-

Library and Academic Resources

- Departmental library-cum-seminar room
 - Standard textbooks, reference materials, and journals
-

Research Facilities

- Support for clinical research and academic projects
 - Participation in conferences and publications
-

Major Equipment and Instruments

- Cystoscope and ureteroscope (URS)
 - Resectoscope for TURP
 - Lithotripsy equipment (if available)
 - Endoscopic camera and monitor system
 - Suction apparatus and cautery machine
-

Support Equipment

- Examination tables and patient trolleys
- Sterilization equipment (autoclaves)
- Computers with printers and internet facility
- Photocopier and scanner
- Instrument trolleys
- Oxygen cylinders and emergency equipment

AMALTAS INSTITUTE OF MEDICAL SCIENCES, DEWAS

DEPARTMENT OF GENERAL MEDICINE

Facilities Available in the Department

The Department of General Medicine at Amaltas Institute of Medical Sciences, Dewas, is adequately equipped with infrastructure, teaching-learning resources, and research support systems required for undergraduate medical education. All facilities available in the department are in accordance with the guidelines prescribed by the National Medical Commission (NMC).

The department also has a departmental library-cum-seminar room with a total of **154 books**, including standard textbooks and reference materials to support academic activities..

The department is equipped with a wide range of instruments and teaching aids essential for practical training, clinical examination, and demonstration

1. Infrastructure Facilities

- Separate rooms for:
 - Professor & Head of Department
 - Associate Professors
 - Assistant Professors / Lecturers
 - Tutors / Demonstrators
 - Departmental office with clerical support
 - Room for non-teaching staff
-

2. Academic & Teaching Facilities

- Departmental library-cum-seminar room
 - Around **154 books** including standard textbooks and reference materials
 - Facilities for:
 - Clinical teaching
 - Practical training
 - Demonstrations
-

3. Research Facilities

- **Common Central Research Laboratory**
- Area: ~1000 sq. ft.
- Supports ongoing and completed research projects

Major Equipment Available:

- Spectrophotometer, pH meter, incubator
 - Centrifuge, flame photometer, colorimeter
 - Microscopes (binocular & compound)
 - Electrophoresis apparatus
 - Water bath, autoclave, microtome
 - Analytical weighing machine, micropipettes
-

4. Clinical & Diagnostic Equipment

- ICU/Patient care equipment:
- Pulse oximeters, ECG machines
- Defibrillator, crash carts
- Syringe pumps
- Diagnostic equipment:
- Endoscopy & bronchoscopy systems
- Ultrasound with Doppler
- EEG, NCV, PFT equipment
- Holter monitoring system
- Basic clinical tools:
- Stethoscopes, BP instruments

5. Overall Summary

The Department of General Medicine is **adequately equipped** with infrastructure, teaching-learning resources, diagnostic tools, and research facilities. It effectively supports **undergraduate medical education, clinical training, and research activities.**

A. Departmental Research Lab: Common Central Research Lab

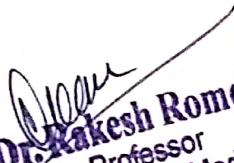
Space	1000 Sq feet
Equipment	In Central Research Lab (Common)
Research Projects completed in past 3 years	97
List the Research projects in progress in research lab	104

B. Name of Equipment

S.No.	Name of Equipment
01	Digital Spectrophotometer
02	PH meter
03	Incubator
04	Magnetic Stirrer
05	Paper Electrophoresis
06	Gel electrophoresis apparatus
07	Centrifuge
08	Flame photometer
09	Water bath
10	Double Distillation unit
11	Colorimeter
12	Binocular Microscope
13	Weighing Machines (Analytical)
14	Micropipette (05-50 1-11)
15	Cryostat (Frozen section machine)
16	Slide Box (13 Large + 02 Small)
17	Slide Stand
18	L-Mode
19	Holder
20	Microwave
21	Micro-pipette (5ul)
22	Digital timer clock (1 Old + 2 New)
23	Measuring Cylinder (Glass) 100 ml
24	Reagent Bottle (Glass) (500ml + 200ml)

25	Rectangular petridish (Glass)
26	Slide stand
27	Regent Holder (wooden 6 heele)
28	Rectangular water bath
29	Centrifuge Machine
30	Weighing Machine
31	Hot Plate
32	Microtome Rotary
33	Beaker - 250 ml (Plastic)
34	Sprit lamp
35	Slide Cabinet
36	Refrigerator
37	Binocular Microscope
38	BOD Incubator
39	Compound Microscope
40	Water Bath
41	Auto Clave
42	Universal Indicator disk
43	PH Meter
44	Chemical Balance
45	Tube stand
46	Small tube stand
47	Slide stand
48	Slide box
49	Centrifuge machine
50	VORL Shakes
51	Electrophoresis apparatus (Paper)
52	Inoculation hoo (wire)01
53	Bicycle Ergo Graph
54	Stethoscope
55	BP Instrument
56	Inch tape
57	Acto Photo Meter
58	Disintegration test Apparatus
59	Binuclear Microscope
60	Kymograph
61	Analgesio meter
62	Rectangular water Bath
63	Electro convulse meter
64	Digital Rota Rod
65	Multipara Monitors
66	Upper GI endoscope
67	lower GI endoscope(colonoscopy)
68	Dialysis machines
69	Ultrasonography with color Doppler and Curvilinear probe, Linear probe, and Phased array probe(cardiac)
70	Resuscitation kit
71	Pulse Oximeters
72	ECG

73	Holter
74	Crash cart
75	Computerized PFT equipment
76	Syringe pump
77	Bronchoscope
78	TMT
79	Defibrillator


Dr. Rakesh Romday
Professor
Department of Medicine
Reg. No. MP 8332

Amaltas Institute of Medical Science, Dewas

Departmental Library List : Medicine

S.no.	Acc.no	Name of Author	Title of the Book	Vol.	Ed.
					2
1	845	N RAMA	ESS MCQ IN CARDIOLOGY		1
2	855	VIJAY GANPATHI	AID TO CLINICAL MEDICINE LONG AND SHORT SPOT CASES		2
3	865	GIREESH K	MEDICINE MADE EASY HANDBOOK OF CLINICAL MEDICINE		1
4	869	GIREESH K	ADVANCED EMERGENCY LIFE SUPPORT		2
5	880	T. FRIEDEN	TOMANS TUBERCULOSIS CASE DETECTION TRETMENT		10
6	918	MANN	HEART DISEASE T B OF CARDIOVASCULAR MEDI		1
7	920	J MARK E	CANCER CONTROL		1
8	1387	ALICE K	CLINICAL TRIALS		3
9	1410	PRAKASH	GENERAL PRACTICE AS SPECIALITY		5
10	2106	ABDULLAH	SHORT CASES IN CLINICAL MEDI		7
11	2118	BARMISTER	CLINICAL NEUROLOGY		6
12	2121	BROWN	EMERGENCY MEDICINE DIADIAGNOSIS AND MANAGEMENT		1
13	2131	EGGERMENT	NOISE AND BRAIN EXPERIENCE DEPENDENT	1	10
14	2134	FELDMAN	STEISONGFR FORD TRANSGASTRO INTESTINAL AND LIVER DISEASE		13
15	2138	FUSTE	HURSTS THE HEART		24
16	2146	GOLWALLA	MEDICINE FOR STUDENTS		1
17	2171	PINA	FENICHEL'S CLINICAL PEDIATRIC NEUROLOGY A SIGNS AND SYSTMES		1
18	2187	YASH PAL	API T B OF MEDICINE		1
19	2188	YASH PAL	API T B OF MEDICINE		1
20	2294	HELOU	ATLAS OF DIAGNOSTIC NUCLEAR MEDICIN		1
21	2654	CHIODINI	ATLAS OF TRAVEL MEDICINE AND HEALTH		2
22	2659	HOSSAIN	MEDICIAL THERAPEUTICS		2
23	2672	HOSSAIN	PR. STANARD PRESCRIPTION		4
24	2690	RAMAN	DIABETES MELLITUS		1
25	2692	HABOUBI	GASTROINTESINAL		1
26	2694	FACTOR	PARKINSONS DISASE DIAGNOSIS 8 CLINICAL MANAGEMENT		3
27	3075	UDWADIA, FAROKHERACH	PRINCIPAL OF CRITICAL CARE	3	19
28	3147	KASPER, DINNIS L	PRINCIPAL OF INTERNAL HARRISONS MEDICINE		1
29	3151	KHOSLA, S N	ESSENTIALS OF MEDICINE		5
30	3153	MATHEW, K GEORGE	MEDICINE PREP MANUAL FOR UNDERGRADUATES		5
31	3156	MATHEW, K GEORGE	MEDICINE PREP MANUAL FOR UNDERGRADUATES		42
32	3162	MARCOVITCH HARVEY	BLACK MEDICAL DICTIONARY		19
33	3169	KASPER, DINNIS L	HARRISON MANUAL OF MEDICINE		4
34	3198	BILLER, JOSE	PRACTICAL NEUROLOGY	1	9
35	3256	ALLEN, HUGH D	MOSS AND ADAMS HEART DISEASE IN INFORNT CHILDREN AND ADOLESCENTS		1
36	3349	NOOLVI, MALLESHAPPA	MEDICINAL CHEMISTRY		1
37	3397	RAY, ARUNABHA	RECENT ADVANCED IN HERBAL DRUG RESEARCH AND THERAPY		25
38	4922	GOLWALLA, ASPI F	GOLWALLS MEDICINE FOR STUDENT		20
39	5142	MEHTA, S P	PRACTICAL MEDICINE		4
40	5144	RAMAN, P G	DIABETES MELLITUS		3
41	5194	RAO P SIVA RAMA KRISHNA	DIFFRENTIAL DIAGNOSIS AND MEDICAL THERAPEUTICS		1
42	5266	BEHLERA, D	NCCP TEXTBOOK OF RESPIRATORY MEDICINE		1

43	5269	ALAGAPPAN, R	MANUAL OF PRACTICAL MEDICINE		5
44	5280	DOUGLAS, GRAHAM	MACLEODS CLINICAL EXAMENATIONS		13
45	5288	PRASAD, BIRENDRA	PRINCIPAL AND PRACTICAL OF MEDICINE A T B OF STUDENT AND PRACTICAL		1
46	5307	GOLDSMITH, LOWELL A	FITZPATRICKS DERMATOLOGY IN GENERAL MEDICINE VOL-1		8
47	5456	JAMESON, FAUCI	HARRISON'S PRINCIPAL OF INTERNAL MEDICINE	1	20
48	5459	JAMESON, FAUCI	HARRISON'S PRINCIPAL OF INTERNAL MEDICINE	2	20
49	5476	GLYNN MICHAEL	HUTCHISON'S CLINICAL METHOD		24
50	5482	MUNJAL, YP	API-TEXT BOOK OF MEDICINE	2	10
51	5483	MUNJAL, YP	API-TEXT BOOK OF MEDICINE	1	10
52	5487	INNES, J ALASTAIR	MACLEOD'S CLINICAL EXAMINATION		14
53	5489	COMPBELL WILLIAM W.	DEJONG'S THE NEUROLOGIC EXAMINATION		7
54	5499	FUSTER VALENTIN FUSTER	HURST'S THE HEART	2	14
55	5502	ZIPES DOUGLAS P.	Heart Disease		11
56	5510	RALSTAN STUART H	DAVIDSON'S PRINCIPLES AND PRACTICE OF MEDICINE		23
57	6984	NISSENSON	HANDBOOK OF DIALYSIS THERAPY		1
58	7103	CHAPMAN STEPHEN	OXFORD HANDBOOK OF RESPIRATORY MEDICINE	1	8
59	7109	KUNDU ARUP KUMAR	BESIDE CLINICS IN MEDICINE PART -I		5
60	7732	DENT, JOHN A	PRACTICAL GUIDE FOR MEDICAL TEACHER		1
61	7734	WALSH, KIERAN	T. B. OF MEDICAL EDUCATION		1
62	7735	WALSH, KIERAN	MEDICAL EDUCATION A DICTIONARY OF QUOTATION		1
63	7743	KUMAR, ANIL	CLINICAL ACUPUNCTURE DIAGNOSIS AND TREATMENT		2
64	7753	THOMAS. M DEFER	WASHINGTON MANUAL OF OUTPATIENT INTERNAL MEDICINE		3
65	7759	LAVELLE JONES, MICHAEL	MASTER MEDICINE SURGERY		2
66	7765	GARRISON, SUSAN J	HANDBOOK OF PHYSICAL MEDICINE AND REHABILITATION		2
67	7766	DONOHUE, KEVIN	CASE BASED NUCLEAR MEDICINE		1
68	7772	SARKAR, H N	LONG CASES IN CLINICAL MEDICINE		1
69	7774	CADE, J F	ACUTE MEDICINE		4
70	7775	MOULTON, CHRIS	EMERGENCY MEDICINE LECTURE NOTES		5
71	7777	IRWIN, RICHARD S	PROCEDURES TECHNIQUES AND MINIMALLY..		1
72	7779	THORNHILL, ALAN	SINGLE CELL DIAGNOSTICS METHODS AND PROTOCOLS		1
73	7781	MARCO, CATHERINE	ETHICS DILEMMAS IN EMERGENCY MEDICINE		1
74	7783	THISTLETHWAITE JILL	PROFESSIONAL IN MEDICINE		21
75	7800	MEHTA, P J	PRACTICAL MEDICINE		1
76	7805	HUMES, DAVID H	KELLEYS T B OF INTERNAL MEDICINE	1	6
77	7806	FIRTH, JOHN D	OXFORD T.B. OF MEDICINE	2	6
78	7807	FIRTH, JOHN D	OXFORD T.B. OF MEDICINE	3	6
79	7808	FIRTH, JOHN D	OXFORD T.B. OF MEDICINE	4	6
80	7809	FIRTH, JOHN D	OXFORD T.B. OF MEDICINE		1
81	7810	SOUZA, PABLO DE	SPORTS MEDICINE AND SPORTS INJURY GLOBAL OUTLOOK		1
82	7817	IRWIN, RICHARD	IRWIN AND RIPPES MANUAL OF INTENSIVE CARE MEDICINE		6
83	7819	BERGIN, JAMES D	MEDICAL RECALL		4
84	7824	LEVINE, MARK D	WASHINGTON MANUAL OF EMERGENCY MEDICINE		1
85	7825	FISHER, SHAY	HANDBOOK OF REGENERATIVE MEDICINE AND TISSUE ENGINEERING	1	1

86	7826	FISHER, SHAY	HANDBOOK O REGENERATIVE MEDICINE AND TISSUE ENGINEERING	2	1
87	7827	FISHER, SHAY	HANDBOOK O REGENERATIVE MEDICINE AND TISSUE ENGINEERING	3	1
88	7835	GRIFFIN, BRIAN P	MANUAL OF CARDIVASULAR MEDICINE		5
89	7871	ARCHER, NICK	FETAL CARDIOLOGY		1
90	7876	SACHDEVA, RUCHI	RAPID REVIEW OF RESPIRATORY MEDICINE		10
91	7877	FEATHER, ADARN RANDALL, DAVID	KUMAR & CLARK'S CLINICAL MEDICINE		8
92	7886	DAVID SURESH	HANDBOOK & EMERGENCY MEDICINE		8
93	7890	TALLEY NICHOLAS J.	TALLEY CONNER'S CLINICAL EXAMINATION		23
94	7895	RALSTON, STUART H.	DAVIDSON'S PRINCIPLES AND PRACTICE OF MEDICINE		2
95	7899	SHARMA, SANGEETA	5-MINUTE CLINICAL CONSULT 2021		1
96	7904	SHARMA, NEEL	DATA INTERPRETATION MADE EASY FOR MEDICAL STUDENT'S AND JUNIOR DOCTOR'S		1
97	7908	STEAD, CATHA	EMERGENCY MEDICINE		10
98	7912	BRAVERMAN, LEWIS E	WERNER & INGBAR'S THE THYROID A FUNDAMENTAL AND CLINICAL TEXT		3
99	7914	DAVIDSON, JOHN K	CLINICAL DIABETES MELLITUS		2
100	7916	YU, ALAN S.L.	BRENNER'S RECTOR'S THE KIDNEY		11
101	7920	SHAH, KAUSHAL H	ESSENTIAL EMERGENCY PROCEDURES		2
102	7921	BOULWARE, DENNIS W	LIPPINCOTT'S PRIMARY CARE RHEUMATOLOGY		1
103	7922	INNES, ALASTAIR J.	MACLEOD'S CLINICAL EXAMINATION		14
104	7931	ONG KEN, MD MPH	MEDICAL INFORMATICS: AN EXECUTIVE PRIMER		3
105	7934	RYMER, JANICE	100 CASES IN GENERAL PRACTICE		2
106	7940	CREES, ZACHARY	WASHINGTON MANUAL OF MEDICAL THERAPEUTICS		36
107	7952	JENKINS, BRIAN	STEP-UP USMALE STEP 1		1

18/10/25

AMALTAS INSTITUTE OF MEDICAL SCIENCE, DEWAS

CENTRAL LIBRARY

MEDICINE DEPARTMENT : ISSUED BOOKS LIST

S. NO.	ACC NO.	NAME OF AUTHER	TITLE OF THE BOOK	EDITION & YEAR	PUBLISHER	NO. OF PAGES
1	D-1 ✓	Birch Allan C	Emergencies in Medical Practice	8/ 1967	Livigstone Ltd.	852
2	D-2 ✓	Sainani G S	Medical Theerapeutics	1//1978	Churchill	564
3	D-3 ✓	Stedmans	Alternatve Medicine	1//2000	Lippincott	476+124
4	D-4 ✓	Davidson Stanley Sir	The Princpial and Practice of Medicine	10//1972	Churchill	1196+165
5	D-5 ✓	John C Krantz	Pharmacology princpal of Medical Practice	7//1969	williams	1037
6	D-6 ✓	Das P C	Text book of Medicine	1 // 1974	Janabani	577
7	D-7 ✓	Brock Samuel	Injuries of The Skull, brain and spinal Cord	1940	williams	632
8	D-8 ✓	Harrisons	Princpal of Internal Medicine	1//1958	McGraw Hill	2016+78
9	D-9 ✓	Beaumont G.E.	Medicine Essentials for Practitioners and student	8//1962	J& A Churchill	864
10	D-10	Paul Ellis Mark	Evidence - Based Critical Care	2001	Springer	535
11	D-11	Mare S. Sabatine	Pocket Medicine Perioperative	2000	Lippincott	384
12	D-12	Anthony Nicholls	Medicine	2000	Oxford	306
13	D-13	Gidlon Bosker	Quick Consult Manual of Primary Care Medicine	1st/ 1997	Little Brown	632
14	D-14	Sbaron M. Weinstein	The Nurse Handbook Of Intravenou & Mediclitions	4th/2003	Churchill	420
15	D-15	John R. Hampton	The ECG in Practice	1995/1st	Little brown	131
16	D-16	Nancy L. Caroline	Handbook of Prehospital Medications	1997	Wylkins	234
17	D-17	John G. Bartlett	Management of Respiratory Tract Infections			

18/10/25

	D-18	Nail Poulter	shared Care For Hypertention	1st/ 2000	ISIS Medical Media	270
19	D-19	Frederic L.	Aicc Cancer Stagine		Springer	352
20	D-20	Richard Lechtenberg	Multipal Sclerosis Fact book	2nd/1995	F.A. Davis	235
21	D-21	G. S. J. Chessell	Clinical Medical	1991	Mosby	
22	D-22	Foulkes &	Inherited Susceptibility to Cancer	1st/ 1998	Cambridge	456
23	D-23	Canan Avunduk	Manual of Gastroenterology Diagnosis Theory	3rd/ 2002	Lippincott	508
24	D-24	Kathryn J. Zerbe	Womwn's Mental Health in Primary Care	1999	W. B. Saunders	366
25	D-25	Giuseppe Manica	Manual of Hypertention	2002	Churchill Livingstone	706
26	D-26	Paul M. Camacho	Eviidence - Based Endocrinology	2003	Uppincott Williams	
27	D-27	Roymond Townsend	The Year in Hypertention	1st/ 2008 vol.-7	Clinical	308
28	D-28	Roymond Townsend	The Year in Hypertention	1st/ 2008 vol.-7	Clinical	308
29	D-29	Shubhada N. Ahya	The Washington Manual Of Medical Therapeutics	30th/ 2001	Uppincott Williams	697
30	D-30	Hu Zhen Dong Fei- xia	Clinical Reasoning in Chinese Medicine	2008	PMPH	217
31	D-31	Susan J. Garrison	Hhandbook book of Physical Medicine & Rehabilitation	2nd/ 2003	Lippincott	395
32	D-32	Mandeep R Mehra	Heart Failure	1st/ 2011	Clinical	243
33	D-33	Andrew R. Houghton	Making Sence Of the ECG Case For self - Assesonet	1st/ 2009	Holder Arnold	290
34	D-34	H. Ebert	Easy ECG	2005	Thieme Verlag	140
35	D-35	Marry Lou Ballweg	The Endometriosis	1995		473
36	D-36	Mandeep R. Mehra	Heart Fallure	1st/ 2011	Clinical	243
37	D-37	Poul Ellis Marik	Handbook of Evinence Based Critical Care	2001	Springer	535
38	D-38	Abedin Conner	12 Lead ECG Interpretation	1989	Sounders	304

(2-3)



	D-39	Graham A Mac Gregor	Hypertention	1996	Mosby - Wolfe	80
40	D-40	William N. Kelley	Essentials of Internal Medicine	1984	J. B. Lippincott	826
41	D-41	Barbara A Gylys	Medical Terminology Simlified	2nd/ 1995	F.A. Davis	506
42	D-42	M. A. Hustonb	Recognition And Management	2nd/ 1996	Oxford	239
43	D-43	Poul Insel	Nutrition	2nd/ 2004	Jones & Bartlett	125
44	D-44	Leonard S. Lilly	Braunwarlds Heart Disease Review & Assessment	7th/ 2006	Elsvier	294
45	D-45	Wai - Ching Leung	Self - Assessment in Intergrated Medical Science	2002	Churchill Livingstone	273
46	D-46	Michacl E. Mendelsohn	Braunwald's	5th	Sounders	312
47	D-47	Paul Insel	Nutrition	2nd/ 2004	Jones & Bartlett	125

8/10/2015
 LIBRARIAN
 Amaltas Institute of Medical Sciences
 Village - Bangar, Dewas (M.P.)

[Signature]
 Professor
 Department of Medicine
 Reg. No. MP 8332

(35)

DEPARTMENT OF OBSTETRICS AND GYNECOLOGY
Amaltas Institute of Medical Sciences, Dewas

Facilities Available in the Department

The Department of Obstetrics and Gynecology is equipped with modern infrastructure, clinical facilities, teaching resources, and research support systems as per NMC guidelines.

Infrastructure

- 13 OPD rooms (30 m² each) with adequate waiting area (50 m²)
- 5 well-maintained wards with adequate ventilation
- Feeding room and dressing/examination room available
- 3 fully functional operation theatres
- Departmental office with clerical staff and storage
- Rooms for HOD, Professors, Associate Professors, Assistant Professors, Residents and staff

Teaching and Learning Facilities

- Seminar room with adequate space
- Audiovisual aids including projector screen
- Internet facility available
- Regular academic activities (seminars, journal clubs, case presentations, group discussions)

Central library and Academic Resources

- Total Books: 11,796
- Indian Journals: 76
- Foreign Journals: 30

Major Equipment

- Multiparameter Monitors
- Pulse Oximeters
- Infusion Pumps
- CTG Machines
- USG Machines
- Colposcope,
- Laparoscopy,
- Hysteroscope available

Specialty Clinics

- Antenatal Clinic
- High-Risk Pregnancy Clinic
- Postnatal Clinic
- Cancer Screening Clinic
- Infertility Clinic
- Family Planning Clinic

Services

- Ultrasonography
- Prenatal diagnosis
- High-risk pregnancy management
- Endoscopy
- Cancer screening
- IUI and ART (in process)

Departmental Research Lab:

S.No.	Name of Equipment
01	Digital Spectrophotometer
02	PH meter
03	Incubator
04	Magnetic Stirrer
05	Paper Electrophoresis
06	Gel electrophoresis apparatus
07	Centrifuge
08	Flame photometer
09	Water bath
10	Double Distillation unit
11	Colorimeter
12	Binocular Microscope
13	Weighing Machines (Analytical)
14	Micropipette (05-50 μ l)
15	Cryostat (Frozen section machine)
16	Slide Box (13 Large + 02 Small)
17	Slide Stand
18	L-Mode
19	Holder
20	Microwave
21	Micro-pipette (5ul)
22	Digital timer clock (1 Old + 2 New)
23	Measuring Cylinder (Glass) 100 ml
24	Reagent Bottle (Glass) (500ml + 200ml)
25	Rectangular petridish (Glass)
26	Slide stand
27	Regent Holder (wooden 6 heele)
28	Rectangular water bath
29	Centrifuge Machine
30	Weighing Machine
31	Hot Plate
32	Microtome Rotary
33	Beaker – 250 ml (Plastic)
34	Sprit lamp
35	Slide Cabinet
36	Refrigerator
37	Binocular Microscope
38	BOD Incubator
39	Compound Microscope
40	Water Bath
41	Auto Clave

42	Universal Indicator disk
43	PH Meter
44	Chemical Balance
45	Tube stand
46	Small tube stand
47	Slide stand
48	Slide box
49	Centrifuge machine
50	VDRL Shakes
51	Electrophoresis apparatus (Paper)
52	Inoculation hoop (wire)01
53	Bicycle Ergo Graph
54	Stethoscope
55	BP Instrument
56	Inch tape
57	Acto Photo Meter
59	Disintegration test Apparatus
60	Binuclear Microscope
61	Kymograph
62	Analgesio meter
63	Rectangular water Bath
64	Electro convulse meter
65	Digital Rota Rod

Jain

Dr. Preeti Jain
 MBBS, MD
 Professor
 OBS & GYN
 Reg. No. MP-36109
 AIMS, DEWAS (M.P.)



DEPARTMENT OF ORTHOPAEDICS

Amaltas Institute of Medical Sciences, Dewas

Facilities Available in the Department

The Department of Orthopaedics is equipped with modern infrastructure, clinical facilities, teaching resources, and research support systems as per NMC guidelines.

Infrastructure

- 6 OPD rooms with adequate space and waiting area (32 m²)
- 5 well-maintained wards with adequate ventilation
- Distance between beds: 1.5 meters
- Dressing and procedure room available
- Fully functional operation theatres
- Departmental office with clerical staff and storage
- Rooms for HOD, Professors, Associate Professors, Assistant Professors, Residents

Teaching and Learning Facilities

- Seminar room with adequate space
- Audiovisual aids (LCD projector, screen, mic, laptop)
- Internet facility available
- Regular academic activities

Central Library and Academic Resources

- Total Books: 11,796
- Indian Journals: 76
- Foreign Journals: 30

Clinical Infrastructure

- Total Beds: 200
- ICU/HDU Beds: 30
- Operation Theatres available

Major Equipment

- External Fixator Set
- Ilizarov Fixator Set
- Power Drill
- Arthroscopy Set
- Image Intensifier
- Hip & Knee Arthroplasty Sets
- Spine Surgery Set
- Fracture Fixation Sets

Services

- Joint replacement surgeries
- Trauma management
- Arthroscopy and spine surgery
- Physiotherapy and rehabilitation
- DEXA scan, EMG, NCV

Academic Activities

- Seminars
- Journal Clubs
- Case Presentations
- Group Discussions
- Guest Lectures


04/5/26

Departmental Research Lab:

S. No.	Name of Equipment
01	Digital Spectrophotometer
02	PH meter
03	Incubator
04	Magnetic Stirrer
05	Paper Electrophoresis
06	Gel electrophoresis apparatus
07	Centrifuge
08	Flame photometer
09	Water bath
10	Double Distillation unit
11	Colorimeter
12	Binocular Microscope
13	Weighing Machines (Analytical)
14	Micropipette (05-50 μ l)
15	Cryostat (Frozen section machine)
16	Slide Box (13 Large + 02 Small)
17	Slide Stand
18	L-Mode
19	Holder
20	Microwave
21	Micro-pipette (5ul)
22	Digital timer clock (1 Old + 2 New)
23	Measuring Cylinder (Glass) 100 ml
24	Reagent Bottle (Glass) (500ml + 200ml)
25	Rectangular petridish (Glass)
26	Slide stand
27	Regent Holder (wooden 6 heele)
28	Rectangular water bath
29	Centrifuge Machine
30	Weighing Machine
31	Hot Plate
32	Microtome Rotary
33	Beaker – 250 ml (Plastic)
34	Sprit lamp
35	Slide Cabinet
36	Refrigerator
37	Binocular Microscope
38	BOD Incubator
39	Compound Microscope
40	Water Bath
41	Auto Clave

42	Universal Indicator disk
43	PH Meter
44	Chemical Balance
45	Tube stand
46	Small tube stand
47	Slide stand
48	Slide box
49	Centrifuge machine
50	VDRL Shakes
51	Electrophoresis apparatus (Paper)
52	Inoculation hoop (wire)01
53	Bicycle Ergo Graph
54	Stethoscope
55	BP Instrument
56	Inch tape
57	Acto Photo Meter
59	Disintegration test Apparatus
60	Binuclear Microscope
61	Kymograph
62	Analgesio meter
63	Rectangular water Bath
64	Electro convulse meter
65	Digital Rota Rod

DEPARTMENT OF ANATOMY
Amaltas Institute of Medical Sciences, Dewas
Facilities Available in the Department

List of Facilities Available

Infrastructure:

- Room for Professor and Head of the Department
- Rooms for Associate Professors
- Rooms for Assistant Professors/Lecturers
- Rooms for Tutors/Demonstrators
- Departmental office-cum-clerical room
- Room for non-teaching staff

Teaching and Learning Facilities

- Demonstration rooms with audiovisual teaching aids
- Multimedia projectors, overhead projectors, and slide projectors
- Television and digital teaching support systems
- Models, charts, and audiovisual learning materials

Laboratories


- Research labs with preparation room
- Neuro-Anatomy laboratory with preparation room
- Histology Lab with Monocular microscopes, preparation room
- Dissection Hall
- Research laboratory

Library and Academic Resources

- Departmental library-cum-seminar room
- Total number of books: 220

Major Equipment and Instruments

- **Cadaveric Dissection Room:**
- **Dissection Tables:** Stainless steel or marble top tables, often 6'x2'x3'.
- **Cadaver Storage/Embalming:** Stainless steel storage tanks (capacity to hold multiple cadavers), mortuary coolers, and embalming machines.
- **Cutting Tools:** Band saws for sectioning limbs, electric bone cutters, and meat cutting machines for transverse/vertical body sections.
- **Instruments:** Brain knives, scalpels, blunt/pointed forceps, and scissors.
- **Histology & Microscopy Laboratory:**
- **Microtomes:** Rotary and sledge microtomes for tissue sectioning.
- **Microscopes:** Monocular, binocular, trinocular, and dissection microscopes.
- **Tissue Processing:** Paraffin embedding baths, hot plates for flattening sections, hot air ovens, and staining jars.
- **Museum & Demonstration Area:**
- **Specimens:** Human skeletal sets (articulated and disarticulated), plastinated specimens, and wet specimens in glass jars.
- **Anthropometry:** Anthropometer rods, calipers (spreading/sliding), and osteometric tables.
- **Imaging:** X-ray viewing boxes (viewing lobby), computers with VCD libraries, and multimedia projectors.
- **General Laboratory Aids:**
- Anthropological equipment like craniophors.
- Cabinets for slides (up to 1,000 capacity).
- Weighing balances (analytical).
- Charts, models, and diagrams for anatomical study


Prof. & HUD
Department of Anatomy
Amaltas Institute of
Medical Sciences Dewas.

Support Equipment

- Computers with printers and laptops
- Photocopier and scanner
- Multimedia projectors with screens
- Sterilizers and refrigerators
- Instrument trolleys

EQUIPMENT LIST (LAB WISE) Annexure -1 DISSECTION HALL

S.No.	Instruments/ Equipments	Qty.
1	Table(Big)	30
2	Table(small)	7
3	Embalming Machine	2
4	Drill Machine	5
5	Hand Saw	6
6	Bandsaw for sectioning and limbs	1
7	Brain knife	8
8	Mortuary cooler-	8 with Capacity for 8 Bodies
9	X- Ray view box	2+2 + 2 + 2 =8
10	Dissecting instruments	6 sets
11	Meat cutting machine for thin body section	1
12	Artery Curved Wilson	2
13	Bone Cutter wilson 8"	2
14	Bone Cutter wilson 6"	2
15	Chisel SS Narrow	4
16	Chisel Big	4
17	Plaster Saw Cutter	2
18	Curved Scissors wilson 8"	8
19	Straight Scissors 8"	8
20	Curved Scissors wilson 6"	8
21	Straight Scissors 6"	8
22	Eira Scissors 4"	8
23	Plane Forceps wilson 8"	12
24	Tooth Forceps wilson 6"	12
25	Plane Forceps wilson 6"	10
26	Tooth Forceps wilson 8"	10
27	Anderson Forceps	10
28	Scalpel	10
29	BP Handle	10
30	Needle	10
31	Blade Box	3
32	Ari frame NTH	4

33	Jainco White Heavy	2
34	Ari Patta Single Johnman hard	1
35	Ari Frame Takiyar red PVC handle	2
36	Cutter	2
37	File Chouras	2
38	Steel Tray	5
39	Hand Saw with wood handle	2
40	Syringe (50ml)	2
41	Surgical Hammer	2
42	Canula	1
43	Stainless still tanks for keeping cadavers	3 concrete tanks + 3 steel tanks: Total 6
44	LCD Projector for demonstration rooms and histology lab	2 + 2 + 1 =5
46	LCD Projector for Dissection Hall	1

HISTOLOGY LAB

S.No.	Instruments/ Equipments	Qty.
1	Monocular microscopes	125
2	Dissecting Microscopes	5
3	slide cabinet (1000 slide capacity)	6
4	Binocular Microscopes	2
5	Projection Microscope	1
6	Water Distillation Plant(steel)	1
7	Microtome Rotary	1
8	Balance Arranger (6 kg capacity)	1
9	LCD Projector	1

RESEARCH LAB

S.No.	Instruments/ Equipments	Qty.
1	Refrigerator	1
2	Hot Air Oven	1
3	Incubator	1
4	Balance Analytical (200 gram)	1
5	Balance Arranger (6 kg capacity)	1
6	Water Distillation Plant	1
7	Rotary microtome	3
8	Hot plate for flattening	2
9	Paraffin embedding bath	1
10	Sledge Microtome -	1
11	Slide Warming Table	1
12	Tissue Floating Water Bath	1
13	Diamond Pencil	4
14	Color Marking Pencil	2

List of library Books Annexure II

GROSS ANATOMY

S.NO.	ACC NO.	AUTHOR	TITLE	COPIES
1	126	Gray's	Head & Neck 39 th Edition	1
2	345	R.M.H.McMinn	The Concise Handbook of Human Anatomy	1
3	277	Dr. B.K.Tandon	Text book of Human Anatomy Vol. I- UpperLimb. & LowerLimb. (2nd Edition)	1
4	285	Dr. B.K.Tandon	Text book of Human Anatomy Vol. II Thorax, Abodmen, pelvis (2nd Edition)	1
5	293	Dr. B.K.Tandon	Text book of Human Anatomy Vol. III - Head, Neck and Brain (2nd Edition)	1
6	2349	Gray's	The Anatomical basis of clinical practice international edition (41th Edition)	1
7	172	A. Halim	Human Anatomy, Regional & Clinical, abdomen and Lower Limb Vol. II	1
8	2360	A. Halim	Human Anatomy, Regional & Clinical, Head, Neck and Brain Vol. III	1
9	327	Vishram Singh	Text book of Anatomy Vol. I Upper limb and Thorax (2nd Edition)	1
10	299	Vishram Singh	Text Book of Anatomy Vol. II Abdomen and Lower Limb (2 nd Edition)	1
11	313	Vishram Singh	Text Book of Anatomy, Vol. III , Head & Neck & Brain (2nd Edition)	1
12	124	Vishram Singh	General Anatomy (2nd Edition)	1
13	153	A. Halim	Human Anatomy, Female Pelvis & Breast	1
14	156	A. Halim	Human Anatomy, Female Pelvis & Breast	1
15	1243	M. Prives	Human Anatomy Vol - I (1st Edition)	1
16	1240	M. Prives	Human Anatomy Vol - II (1st Edition)	1
17	19	G.J. Romanes	Cunningham Manual of Practical Anatomy, Vol. I (15th Edition)	1
18	33	B.D. Chaurasia	Human Anatomy Vol - III, Head, Neck & Brain (6th Edition)	1
19	2369	R. Shankhdhar	Human Anatomy, Regional & Applied General , Head, Neck & Brain	1
20	2374	R. Shankhdhar	Human Anatomy, Regional & Applied General , Head, Neck & Brain	1
21	2344	G.P. Pal	General Anatomy (3rd Edition)	1
22	2343	G.P. Pal	General Anatomy (3rd Edition)	1
23	6	B.D. Chaurasia	Handbook of General Anatomy (5th Edition)	1
24	7	B.D. Chaurasia	Handbook of General Anatomy (5th Edition)	1
25	87	B.D. Chaurasia	Human Anatomy, Companion Pocketbook, Vol -I	1
26	82	B.D. Chaurasia	Human Anatomy, Companion Pocketbook, Vol -II	1
27	67	B.D. Chaurasia	Human Anatomy, Companion Pocketbook, Vol -III	1

	2347	U.N. Panda	Handbook of Anatomy	1
	2354	U.N. Panda	Handbook of Anatomy	1
0	242	John T. Hansen	Netter's Anatomy, An Instant Review, First south Asia Edition	1
31	1471	Richard L. Drake	Gray's Anatomy for Student An Instant Review (1st Edition)	1
32	001	Vishram Singh	General Anatomy Systemic Anatomy Radiology Anatomy Medical Anatomy Medical Genetics (2nd Edition)	1
33	004	Vishram Singh	Text book of Anatomy Head , Neck & Brain Volume - III (2nd Edition)	1
34	010	Mercy Navis	Dissection Manual, Vol. I, Upper Extremity and Thorax	1
35	011	Mercy Navis	Dissection Manual, Vol. II, Lower Extremity, Abdomen, Pelvis and Perineum	1
36	012	Mercy Navis	Dissection Manual, Vol. III, Head, Neck & Brain	1
37	015	Anne M. Gitory	Atlas of Anatomy, SAE/ Thiems	1
38	016	B.D. Chaurasia	Handbook of General Anatomy (5th Edition)	1
39	017	Rachel Koshi	Cunningham's Manual of Practical anatomy, Upper & Lower limb, 16th Edition	1
40	022	G.J. Romanes	Cunningham's Manual of Practical anatomy, Vol. I 15th Edition	1
41	023	BD Chaurasia's	Human Anatomy volume-I 6 th Ed, Regional & Applied , Upper limb &Thorax	1
42	024	BD Chaurasia's	Human Anatomy volume-I 6 th Ed, Regional & Applied , Upper limb &Thorax	1
43	025	BD Chaurasia's	Human Anatomy volume-3 6 th Ed, Head-Neck & Brain	1
44	032	Vishram Singh	Anatomy of Head & Neck and Brain	1
45	035	GP Pal	General Anatomy	1
46	040	N.C Chakraborty	Fundamentals of Human anatomy	1
47	043	Samar Mitra	Anatomy 7 th Ed	1
48	047	A.Krishnamurti	Dissection of the Human body (Designed for Restricted medical curricula	1
49	048	A.Krishnamurti	Dissection of the Human body (Designed for Restricted medical curricula	1
50	049	Vishram Singh	Text Book of Anatomy, Vol. III , Head & Neck & Brain (6thEdition)	1
51	050	Vishram Singh	Text Book of Anatomy, Vol. I 5 th Ed, upper & lower extremity	1
52	053	IndraniBasu Roy	Anthropology The study of Man	1
53	059	Patrick W. Tank	Grant's dissection -4 th Ed	1
54	060	Vishram Singh	Text Book of Anatomy, Vol I	1
55	062	Michael schuenke	Thieme Atlas of Anatomy International Ed. (General anatomy, musculoskeletal system)	1

63	Mercy Navis	Dissection Manual with regions and applied anatomy vol-1, upper extremity & Thorax	1
64	Mercy Navis	Dissection Manual with regions and applied anatomy vol-2, Lower extremity, Abdomen, perineum	1
58	Mercy Navis	Dissection Manual with regions and applied anatomy vol-3, Head, Neck and Brain	1
59	AK Datta	Human Anatomy Head& Neck	1
60	GJ Romanes	Cunningham's Manual of practical anatomy vol-2	1
61	Inderbir Singh	Thorax Abdomen and pelvis Textbook of Anatomy	1
62	BD Chaurasia's	Human anatomy Regional & applied vol-1, Upper limb and Thorax	1
63	Inderbir Singh	Text book of Anatomy with colour Atlas	1
64	GJ Romanes	Cunningham's Manual of practical anatomy vol-2	1
65	A.Halim	Human anatomy Regional and clinical upper limb and Thorax	1
66	Vishram Singh	Text book of anatomy, Head, neck and Brain	1
67	Vishram Singh	Text book of anatomy Abdomen and Lower Limb	1
68	A.Halim	Human anatomy Regional and clinical Abdomen and lower limb	1
69	Sudha Seshayyan	Inderbir Singh Text book	1
70	A.Halim	Human anatomy Head, Neck and Brain vol-3	1
71	Inderbir Singh	Text book of Anatomy with colour Atlas	1
72	A.Halim	Human anatomy Head, Neck and Brain vol-3	1
73	Smitakakar	The practical Manual of Illustrative Anatomy	1
74	GJ Romanes	Cunningham's Manual of practical anatomy vol-2	1
75	BD Chaurasia's	Human Anatomy volume-3 6 th Ed, Head-Neck & Brain	1
76	Inderbir Singh	Text book of Anatomy with colour Atlas	1
77	A.Halim	Human anatomy Regional and clinical Abdomen and lower limb vol-2	1
78	Smitakakar	The practical Manual of Illustrative Anatomy	1
79	AK Datta	Superior and inferior Extremities	1
80	Vishram Singh	Text Book of Anatomy, Abdomen and lower limb	1
81	Vishram Singh	Text Book of Anatomy, Head, Neck and Brain	1
82	Vishram Singh	Text Book of Anatomy, Limb Upper and Thorax	1
83	AK Datta	Human Anatomy Head and Neck 4 th Ed	1
84	G.J. Romanes	Cunningham's Manual of Practical Anatomy Vol. -I (15th Ed	1

1469	G.J. Romanes	Cunningham's Manual of Practical Anatomy Vol. -II (15th Ed)	1
112	G.J. Romanes	Cunningham's Manual of Practical Anatomy Vol. -III (15th Ed)	1
1493	S.D. Gangane	Viva Voce in Anatomy (3rd Edition)	1
1499	S.D. Gangane	Viva Voce in Anatomy (3rd Edition)	1
120	Inderbir Singh	Text book of anatomy Head neck central nervous system	1
0121	Inderbir Singh	Text book of Anatomy with colour Atlas	1
057	Krishna Garg	Practical Anatomy work Book	1
128	Xerox copy	Human Anthropology	1
129	D.H Tompsett	Anatomical techniques	1
0135	V. Subhadra Devi	Test book of General Anatomy with colour sanerious & clinical Application	1
0136	Vishram Singh, G. P Pal, S.D. Ganagane	Thime dissector Vol. 2 Abdomen And Lower Limb	1
0137	Vishram Singh, G. P Pal, S.D. Ganagane	Thime dissector Vol.3 Upper Limb And Thorax	1
0138	Vishram Singh, G. P Pal, S.D. Ganagane	Thime dissector Vol.1 Head Neck And Brain	1
0139	Dr. K.S Ravindranath, Dr. K.S. Shriprakash	Dissection Manual with Regions and Applied Anatomy	1
0140	Rajiv Mahajan, Tejendra Singh	Humanities in a medical Education	1
0141	Vishram Singh	Text book of Anatomy Head Neck and Brain	1
0142	Vishram Singh	General Anatomy with Systemic Anatomy, Radiology Anatomy, Medical Genetics	1
0143	Dr. K.S Ravindranath	Dissection Manual upper extremity & Thorax	1
0144	Vishram Singh, G.P Pal, S.D Ganagane	Thieme dissection Upper limb and thorax	1
0145	Vishram Singh, G.P Pal, S.D ganagane	Text Book of Anatomy voll 1 Upper limb and Thorax	1

NEUROANATOMY

S.NO.	ACC NO.	AUTHOR	TITLE	COPIES
1	331	Vishram Singh	Text book of Clinical Neuroanatomy (2nd Edition)	1
2	338	Krishna Garg	Textbook of Neuroanatomy with Clinical Orientation (6th Edition)	1
3	337	Krishna Garg	Textbook of Neuroanatomy with Clinical Orientation (6th Edition)	1
4	006	Vishram Singh	Text book of Clinical Neuroanatomy(2nd Edition)	1
5	037	Vijayakumar konuri	Human Neuroanatomy	1
6	046	Inderbir Singh	Text Book of Human Neuroanatomy' 9 th Ed	1

056	MJ Turlough Fitzgerald	Clinical Neuroanatomy & 5 th Ed International	1	
075	Vishram Singh	Text Book of Clinical Neuroanatomy	1	
076	Vishram Singh	Text Book of Clinical Neuroanatomy	1	
10	078	Inderbir Singh	Text Book of Clinical Neuroanatomy	1
11	082	Inderbir Singh	Text Book of Human Neuroanatomy	1
12	109	Dr.Singh	Text Book of Neuroanatomy with clinical orientation	1
13	034	Krishna Garg	Text Book of Neuroanatomy 3Ed	1
14	052	Krishna Garg	Text Book of Neuroanatomy 6 th Ed	1
15	0134	Vishram Singh	Text Book of clinical Neuroanatomy	1
16	0113	Y .Singh	Text book of clinical Neuroanatomy	1

EMBRYOLOGY

S.NO.	ACC NO.	AUTHOR	TITLE	COPIES
1	1558	Vishram Singh	Text book of Clinical Embryology (1st Edition, Reprint-2015)	1
2	52	B.D. Chaurasia	Human Embryology (2nd Edition)	1
3	61	B.D. Chaurasia	Human Embryology (2nd Edition)	1
4	178	Usha V	Human Embryology Made Easy	1
5	183	Usha. V	Human Embryology Made Easy	1
6	2322	Ronald W. Dudek	BRS Embryology (6th Edition)	1
7	2323	Ronald W. Dudek	BRS Embryology (6th Edition)	1
8	1554	Inderbir Singh	Human Embryology (10th Edition)	1
9	1553	Inderbir Singh	Human Embryology (10th Edition)	1
10	020	B.K Tandon	Human Embryology, 3rd Edition	1
11	026	B.D. Chaurasia	Human Embryology (2nd Edition)	1
12	027	B.D. Chaurasia	Human Embryology (2nd Edition)	1
13	044	SM Bhatnagar	Essentials of Human Embryology 3rd Ed	1
14	051	Inderbir Singh	Human Embryology (7th Edition)	1
15	061	Moore persaud	The developing Human -7th Ed (Clinical Oriented)	1
16	081	DK Kadasne	Kadasne's Text book of Embryology	1
17	083	Inderbir Singh	Human Embryology	1
18	0125	Yogesh Sontakke	Text book of Human Embryology	1
19	085	S.Poddar Ajay	Anatomy of Central Nervous System	1
20	0115	Rose Xauiue	Human Embryology	1
21	0016	Dr. gangane	Text Book of Embryology	1
22	0131	B.K Tendon	Human Embryology	1
23	0132	Rose Xaviour	Human Embryology	1
24	018	Inderbir singh	Human embryology 10 th edition	1

OSTEOLOGY

S.NO.	ACC NO.	AUTHOR	TITLE	COPIES
1	2380	G.P. Pal	Human Osteology Text Book & Colour Atlas (1st Edition)	1
2	2388	G.P. Pal	Human Osteology Text Book & Colour Atlas (1st Edition)	1
3	146	N. A. Faruqi	Handbook of Osteology (2nd Edition)	1

1571	Inderbir Singh	Text book of Human Osteology (3rd Edition)	1
1578	Inderbir Singh	Text book of Human Osteology (3rd Edition)	1
033	Inderbir Singh	Text book of Human Osteology	1
030	Inderbir Singh	Text book of Human Osteology	1
031	Inderbir Singh	Text book of Human Osteology	1

HISTOLOGY

S.NO.	ACC NO.	AUTHOR	TITLE	COPIES
1	2415	Veena Bharihoke	Text Book of Human Histology (1st Edition)	1
2	2417	Veena Bharihoke	Text Book of Human Histology (1st Edition)	1
3	37	Krishna Garg	Text Book of Histology Colour Atlas (5th Edition)	1
4	38	Krishna Garg	Text Book of Histology Colour Atlas (5th Edition)	1
5	2409	A. Halim	Text Book of Histology	1
6	2410	A. Halim	Text Book of Histology	1
7	1598	Inderbir Singh	Text Book of Human Histology (7 th Ed.)	1
8	1600	Inderbir Singh	Text Book of Human Histology (7 th Ed.)	1
9	1490	Victor P. Eroschenko	DiFiore's Atlas Of Histology (12th Ed.)	1
10	249	William K. Ovalle	Netter's Histology , An Instant Review, First south Asia Edition	1
11	1509	William K. Ovalle	Netter's Histology , An Instant Review, First south Asia Edition	1
12	007	JP Gunasegaran	Text Book of Histology, Atlas and Practical Guide (3 rd Edition)	1
13	029	Brijesh Kumar	Histology text & Atlas	1
14	054	Krishna Garg	Practical Histology work Book	1
15	058	Inderbir Singh	Text Book of Human Histology 7th Ed	1
16	068	Inderbir Singh	Text Book of Human Histology	1
17	069	Inderbir Singh	Text Book of Human Histology with colour atlas	1
18	070	DR.Singh	Histology Microscopy photomicrography	1
19	097	Dr. Muzammil ullah	Histology and Genetics	1
20	0112	Shetty -Poonja	Histology practical manual	1

	0123	Inderbir Singh	Text Book of Human Histology 6 th Ed	1
	0114	Inderbir Singh	Text Book of Human Histology 8 th Ed	1
23	0119	Ross Pawlina	Histology a Text and Atlas	1
24	084	J.P. Gunasegaram	Text book of histology and Practical guide	1
25	099	Dr. B.K. Tandon	Text book of Histology 2 nd edition	1
26	0133	Pushpalatha Deepa Bhat	Inderbir Singh Text book of human histology	1
27	0132	J.P. Gunasegaram	Text book of histology Atlas and practical guide	1

GENETICS

S.NO.	ACC NO.	AUTHOR	TITLE	COPIES
1	1510	H. Purandarey	Essentials of Human Genetics (2nd Edition)	1
2	1521	H. Purandarey	Essentials of Human Genetics (2nd Edition)	1
3	2399	Pal G P	Basics of Medical Genetics	1
4	2310	Pal G P	Medical Genetics	1
5	2313	Pal G P	Medical Genetics	1
6	195	S.D. Gangane	Human Genetics (4th Edition)	1
7	194	S.D. Gangane	Human Genetics (4th Edition)	1
8	2	S.D. gangane	Human Genetics (fifth edition)	1
9	14	Dr. Renu Chouhan	Essentials of Genetics	1
10	036	Manu L. Kothari	Essentials of Human Genetics	1
11	0124	Dr. Renu Chouhan	Essentials of Human Genetics	1
12	045	G P Pal	Medical Genetics	1
13	0107	S.D. Gangane	Human Genetics	1
14	0116	S.D. Gangane	Human Genetics	1
15	0140	Renu chouhan	Essentials of genetics	1

CLINICAL ANATOMY/APPLIED ANATOMY

Sl. No.	ACC NO.	AUTHOR	TITLE	COPIES
1	2333	Richard S. Snell	Clinical Anatomy by Regions (9th Edition)	1
2	1538	Vishram Singh	Clinical & Surgical Anatomy (2nd Edition)	1
3	1539	Vishram Singh	Clinical & Surgical Anatomy (2nd Edition)	1
4	021	TC Goel	KGMU, A Method of clinical surgery, 1st Edition	1
5	055	Sanpath madhyas	Manipal Manual of Clinical Anatomy vol-1	1
6	056	Mjcharl swash	Hutchison, s clinical Methods 12 th Edition	1
7	1226	Kahle	ThiemeFlaxi book, Locomotive system vol. 1 (4th Ed)	1
8	1224	Kahle	ThiemeFlaxi book, Locomotive system vol. 1 (4th Ed)	1
9	718	D.J. Borah	Medical Ethics for students and Doctors	1
10	2582	Dr. shubhangi T.	Hand Book of Quality Assurance in Laboratory Medicine	1
11	2680	Dr. Hossain	Physical Diagnosis	1
12	1023	S.S. Reddy Yang	Paras Prop Manual Pediatrics MBBS Final - Print II	1
13	860	Dr. Girish Kumar	Medicine Made Easy (2nd Edition)	1
14	071	RL. Bijlanis	Understanding Medical Physiology	1
15	0108	Nitin Ashok John	Aectom	1
16	2660	Siedmah	Pocket Medical Dictionary	1
17	933	Siedmah	Pocket Medical Dictionary	1

RADIOLOGY & SURFACE MARKING

S.NO.	ACC NO.	AUTHOR	TITLE	COPIES
1	028	Dr.Renu Chauhan	Surface and Radiological Anatomy	1
2	041	A.Halim	Surface and Radiological Anatomy-2 nd Ed	1
3	042	Frank slaby	Radiological Anatomy	1
4	077	LC Gupta	Radiography for Technicians	1
5	074	Samar Mitra	Surface marking, Radiology & Genetics Mcq	1
6	080	A.Halim	Surface and Radiological Anatomy	1
7	013	Renu Chouhan	Surface And Radiology Anatomy	1

Total Books 218



AMALTAS INSTITUTE OF MEDICAL SCIENCE, DEWAS

VILLAGE-BANGAR, DIST-DEWAS, UJJAIN-HIGH WAY ROAD, DEWAS (M.P.). Ph. No. 072724 82500

DEPARTMENT OF MICROBIOLOGY

Amaltas Institute of Medical Sciences, Dewas

Facilities Available in the Department

The Department of Microbiology at Amaltas Institute of Medical Sciences, Dewas, is adequately equipped with infrastructure, teaching-learning resources, laboratory facilities, and research support systems required for undergraduate medical education. All facilities available in the department are in accordance with the guidelines prescribed by the National Medical Commission (NMC).

The department has well-established teaching facilities, including spacious demonstration rooms equipped with audiovisual aids such as overhead projectors, slide projectors, multimedia projectors, television, and other modern teaching tools to facilitate effective learning.

The practical teaching infrastructure includes Bacteriology, Serology/ Immunology, Virology, Mycology, Parasitology, Parasitology, Molecular Lab, Research laboratory Microbiology laboratories with adequate working space, preparation rooms, washbasins, storage facilities, and electrical provisions. A Clinical Microbiology Laboratory is available with Equipments and demonstration room for technical training. SOPs have been prepared for the usage of instruments and technical procedures to make them easy to manage.

The department also has a departmental library-cum-seminar room with a total of 119 books, including standard textbooks and reference materials to support academic activities.

A dedicated research laboratory is available to promote research activities among faculty and students.

The department is equipped with a wide range of instruments and teaching aids essential for Microbiology practical training, examination, and demonstrations in accordance with guidelines.

Dr. Munesh Kumar Sharma
Professor & Head
Department of Microbiology
AIMS, Dewas (M.P.)



AMALTAS INSTITUTE OF MEDICAL SCIENCE, DEWAS

VILLAGE-BANGAR, DIST-DEWAS, UJJAIN-HIGHWAY ROAD, DEWAS (M.P.), Ph. No. 072724 82500

DEPARTMENT OF MICROBIOLOGY

List of Facilities Available

INFRASTRUCTURE:

- Room for Professor and Head of the Department
- Rooms for Associate Professors
- Rooms for Assistant Professors/Lecturers
- Rooms for Tutors/Demonstrators
- Departmental office-cum-clerical room
- Room for non-teaching staff

TEACHING AND LEARNING FACILITIES

- Demonstration rooms with audiovisual teaching aids
- Multimedia projectors, overhead projectors, and slide projectors
- Television and digital teaching support systems
- Models, charts, and audiovisual learning materials

LABORATORIES


- Bacteriology
- Serology/ Immunology
- Virology
- Mycology
- Parasitology
- Mycobacteriology
- Molecular Lab
- Research laboratory

LIBRARY AND ACADEMIC RESOURCES

- Departmental library-cum-seminar room
- Total number of books: 119

MAJOR EQUIPMENT AND INSTRUMENTS

- Incubator, Rectangular Water Bath, Refrigerator
- Microscopes, Auto Clave, Centrifuge Machine
- Laminar Air Flow, Hot Air Oven, Uv Lamp,


Dr. Munesh Kumar Sharma
Professor & Head
Department of Microbiology
AIMS, Dewas (M.P.)



AMALTAS INSTITUTE OF MEDICAL SCIENCE, DEWAS


VILLAGE-BANGAR, DIST-DEWAS, UJJAIN-HIGH WAY ROAD, DEWAS (M.P.) Ph. No. 072724 82500

DEPARTMENT OF MICROBIOLOGY

- Distillation Plant And Vartex Shaker
- Bacteriological Incubator, Physical Balance (Analytical)

SUPPORT EQUIPMENT

- Computers with printers and laptops
- Photocopier and scanner
- Multimedia projectors with screens
- Sterilizers and refrigerators
- Stopwatches
- laboratory glassware


Dr. Munesh Kumar Sharma
Professor & Head
Department of Microbiology
AIMS, Dewas (M.P.)




AMALTAS INSTITUTE OF MEDICAL SCIENCE, DEWAS

VILLAGE-BANGAR, DIST-DEWAS, UJJAIN-HIGH WAY ROAD, DEWAS (M.P.), Ph. No. 072724 82500

DEPARTMENT OF MICROBIOLOGY

LIST OF INSTRUMENTS IN CLINICAL CENTRAL PATHOLOGY LAB

S. N.	SECTION	INSTRUMENT	AVAILABLE IN DEPARTMENT
1	MICRO FACULTY	BINOCULAR MICROSCOPE	1
2	HOD ROOM	BINOCULAR MICROSCOPE	1
3	BACTERIOLOGY	GAS PACK ANAEROBIC JAR	1
5		INCUBATOR	2
8		DIGITAL COLONY COUNTER	1
9		REFRIGERATOR	1
10		CENTRIFUGE MACHINE	1
12		BIOSEFTY CABINET	1
13		GEL ELECTROPHORESIS	1
14	IMMUNOLOGY	WATER BATH	1
		RECTANGULAR WATER BATH	1
16		INSTRUMENT STERILIZER	1
17	MEDIA ROOM	AUTO CLAVE	1
18		WEIGHING BALANCE DIGITAL MONOPAN BALANCE	1
		INCUBATOR	1
		SERUM INSPISSATOR	1
19		REFRIGRATOR	1
20		LAMINAR AIR FLOW	1
21		LAMINAR AIR FLOW	1
22	MYCOLOGY	UV LAMP	1
24		RECTANGULAR WATER BATH	1
		INCUBATOR	1
25	SEROLOGY/VIROLOGY	WATER BATH	1
26		SERUM INSPISSATOR	1
27		CENTRIFUGE MACHINE	1
28		VDRL SHAKER	1
29		RECTANGULAR WATER BATH	1
30	WASHING AND STERILIZATION ROOM	INTRUMENT STERILIZER	1
31		AUTO CLAVE	2
32		HOT AIR OVEN	2
33		DISTILLATION PLANT	1
34	PARASITOLOGY	HOT AIR OVEN	1
35	MYCOBACTERIOLOGY	LAMINAR AIR FLOW	1



Dr. Munesh Kumar Sharma
Professor & Head
Department of Microbiology
AIMS, Dewas (M.P.)

AMALTAS INSTITUTE OF MEDICAL SCIENCE, DEWAS

VILLAGE-BANGAR, DIST-DEWAS, UJJAIN-HIGH WAY ROAD, DEWAS (M.P.). Ph. No. 072724 82500

DEPARTMENT OF MICROBIOLOGY LIST OF INSTRUMENTS IN PRACTICAL LAB

S. No	NAME OF ITEMS	Available in Department
01	Anaerobic apparatus (Mc Intosh Filde's Jar)	02
02	Anaerobic apparatus (Gas Pak Jar)	01
03	Autoclave (Verticle)	01
04	Centrifuge Machine	01
05	Distilled Water Plant	01
06	Hot Air Oven	01
07	Bacteriological Incubator	03
08	Laminar flow	01
09	Micrometer Eye Pieces	02
10	Micrometer stage	02
11	pH determination Apparatus (Digital)	01
12	Serum inspissators	01
13	VDRL Shaker	01
14	Water Bath with variable temperature	01
15	Instrument sterilizer	01
16	Physical Balance (Analytical)	01


Dr. Munesh Kumar Sharma
Professor & Head
Department of Microbiology
AIMS, Dewas (M.P.)


AMALTAS INSTITUTE OF MEDICAL SCIENCE, DEWAS

VILLAGE-BANGAR, DIST-DEWAS, UJJAIN-HIGH WAY ROAD, DEWAS (M.P.). Ph. No. 072724 82500

DEPARTMENT OF MICROBIOLOGY

LIST OF INSTRUMENTS IN DEPARTMENT RESEARCH LAB

S.NO.	NAME OF INSTRUMENT	Available in Department
1.	CENTRIFUGE MACHINE	1
2.	MICROSCOPE	1
3.	CHEMICAL (PHYSICAL) BALANCE	1
4.	DOUBAL STAGE DISTILLED WATER PLANT	1
5.	ANAEROBIC CULTURE JAR APPARATUS (MC INTOSH FILDE'S JAR)	1
6.	INSTRUMENT STERILIZER	1
7.	WATER BATH SEROLOGYCAL	1
8.	SERUM INSPISSATOR	1
9.	P.H. DETERMINATION APPARATUS	1
10.	UNIVERSAL INDICATOR DISC FOR LOVIBOND COMPORATOR	1
11.	ULTRA VOILET LAMPS	1
12.	VARTEX SHAKER	1
13.	ELECTROPHORESIS COMPLETE	1
14.	V.D.R.L. SHAKER	1
15.	AUTOCLAVE	1
16.	BIOSEFTY CABINATE	1
17.	B.O.D. INCUBATOR	1
18.	AUTOMATIC VOLTAGE STABILIZER	1
19.	AUTOCLAVE VERTICLE	2
20.	HOT AIR OVEN	1
21.	BACTERIOLOGICAL INCUBATOR	2
22.	REFREEGERATOR	1


Dr. Munesh Kumar Sharma
Professor & Head
Department of Microbiology
AIMS, Dewas (M.P.)


AMALTAS INSTITUTE OF MEDICAL SCIENCE, DEWAS

VILLAGE-BANGAR, DIST-DEWAS, UJJAIN-HIGH WAY ROAD, DEWAS (M.P.). Ph. No. 072724 82500

DEPARTMENT OF MICROBIOLOGY

LIST OF INSTRUMENTS IN MOLECULAR TESTING LAB

S.NO.	NAME OF INSTRUMENT	Available in Department
1.	BIO SAFETY CABINET	04
2.	REMI COLD	3
3.	REMI MICROCENTRIFUGE	1
4.	VORTEX	3
5.	MINI SPIN	1
6.	DEEP FREEZER -20°C	1
7.	DEEP FREEZER -30°C	1
8.	DEEP FREEZER -80°C	1
9.	REFRIGERATOR	1
10.	AUTO CLAVE	1
11.	INCUBATOR	1
12.	LAMINAR AIR FLOW	5
13.	THERMO-HYGRO METER	13
14.	MICRO PIPETTE	1
15.	QIAGEN REAL TIME PCR + LAPTOP	1


Dr. Munesh Kumar Sharma
Professor & Head
Department of Microbiology
AIMS, Dewas (M.P.)


AMALTAS INSTITUTE OF MEDICAL SCIENCE, DEWAS

VILLAGE-BANGAR, DIST-DEWAS, UJAIN-HIGH WAY ROAD, DEWAS (M.P.), Ph. No. 072724 82500

DEPARTMENT OF MICROBIOLOGY

LIST OF MICROBIOLOGY BOOKS - 2026

S. No	Books Name	Writer Name	Quantity
01	MACKIE MCCARTNEY PRACTICAL MEDICAL MICROBIOLOGY	J.G.CLLEE	02
02	MEDICAL MICROBIOLOGY BASIC SCINCE	F.H. KAYSER	02
03	TEXTBOOK OF MICROBIOLOGY	DR. C.P.BAVEJA	02
04	ANANTHANAROYAN PANIKERISTEXT BOOK OF MICROBIOLOGY	ANANTHNARAYAN PANIKER S	02
05	MIMS S MEDICAL MICROBIOLOGY	RICHARD V.GOERING	02
06	MICROBIOLOGY EASY TOGAIN	T JAYA CHANDRA	02
07	BIOS INSTANT NOTES MICROBIOLOGY	SIMON BAKER	02
08	TEXT BOOK OF MICROBIOLOGY	DR. ARORA	02
09	BASIC IMMUNOLOGY	SHIV PILAI	04
10	IMMUNO LOGY	DAVID MALE	01
11	ESSENTIALS OF CLINICAL IMMUNOLOGY	HELEN CHAPED	04
12	PARASITOLOGY	K.D. CHATTERJEE	06
13	A TEXT BOOK OFMICROBIOLOGY	P CHAKRABORTY	01
14	MICROBIOLGY IN NULSHELL	DR. C.P. BAVEJA	03
15	MEDICAL PARASITOLOGY	DR. ARORA	
16	ESSENTIAL OF MEDICAL MICROBIOLOGY	RAJESH BHATIYA	02
17	TEXTBOOK OF MICROBIOLOGY AND IMMUNOLOGY	SUBHASH CHANDAR PARIJA	05
18	BIOS MEDICAL MICROBIOLOGY	WILLIAN IRING	
19	MICROBIOLOGY DATA ANALYSIS	MICHAELJ.KORENBERG	
20	TEXT BOOK OFIMMUNOLOGY	A.A.HALEEM KHAN	
21	MEDICAL MICROBIOLOGY AND INFECTION	TOM ELLIOT	01
22	PRACTICAL MICROBIOLOGY FOR MBBS	C.P.BAVEJA	02
23	TEXTBOOK OF MEDICAL PARASITOLOGY	T.V.RAJAN	03
24	MENINGOCOCCAL VACCINES	ANDREW J. POLLARD	01
25	MECAL MICROBIOLOGY PRACTICALS AND VIVA.IN	VSRANDHAWA	02
26	ATLAS OF ORALMICROBIOLOGY	XUEDONG ZHOU	01
27	INFECTION IN SURGICAL PRACTICE	J.D. WILLIANS	01
28	BASIC EPIDEMIOLOGY	R. BEAGLEHOLE	02
29	TUBERCULOSIS OF THE SKELETAL SYSTEM	SM TULI	
30	BACTERIAL GENONES ANDINFECTION DIEASES	VOONL. CHAN	01
31	SEXUALLY TRANSMITTED DISEASES	C.EVERETT KOOP	02
32	CLINICAL PATHOLOGY AND CLINICAL 32	KN SACHDEV	01


Dr. Munesh Kumar Sharma
Professor & Head
Department of Microbiology
AIMS, Dewas (M.P.)




AMALTA INSTITUTE OF MEDICAL SCIENCE, DEWAS

VILLAGE-BANGAR, DIST-DEWAS, UJAIN-HIGHWAY ROAD, DEWAS (M.P.). Ph. No. 072724 82500

DEPARTMENT OF MICROBIOLOGY

	BACTERIOLOGY		
33	MEDICAL STATISTICS FROM SCRATCH	DAVID BOWERS	01
34	CONCISE CLINICAL IMMUNOLOGY FOR HEALTHCARE PROFESSIONALS	ALORY. KEOGAN	01
35	MEDICAL PRASITOLOGY	RL ICHNPUJANI	01
36	AIDS IN THE MODERN WORLD	I.EDWARD ALEAMO	01
37	TEXTBOOK OF PRACTICAL MICROBIOLOGY	SUBHASH CHANDRA PARIJA	04
38	MEDICAL MICROBIOLOGY	BSAGOBA ASHA PICHARE	01
39	CLINICAL MICROBIOLOGY	BANI BARAL ANANDITA MANDAL	03
40	MICROBIOLOGY FOR PHYSIOTHERAPY STUDENTS	B.S. NAGOBA	03
41	MEDICAL PRASITOLOGY	CP BAVEJA V BVEJA	03
42	TEXTBOOK OF MEDICAL PARASITOLOGY	PANIKAR'S	06
43	IMMUNOLOGY	MP ARORA	01
44	ESSENTIALS OF IMMUNOLOGY	DR. SK GUPTA	01
45	HOSPITAL ACQUIRED INFECTION	PURVA MATHUR	01
46	TOMAN'S TUBERCULOSIS	TOMAN'S	01
47	ESSENTIALS OF PRACTICAL MICROBIOLOGY	APURVA SANKAR SASTARY & SANDHYA BHAT K.	01
48	MEDICAL PARASITOLOGY	C.P. BAVEJA & V. BAVEJA	01
49	PRACTICAL MICROBIOLOGY PROTOZOOLOGY AND PRASITOLOGY	C DEY	01
50	TEXT BOOK OF MICROBIOLOGY WITH PARASITOLOGY	DR. ARORA & BRIEH BOLA ARORA	01
51	COMPLETE MICROBIOLOGY FOR MBBS PLCERILER	C.P. BAVEJA	01
52	TEXT BOOK OF MICROBIOLOGY	P. CHAKRABORTS	01
53	EXS ENTAILS OF MICROBIOLOGY	V.S. RAMCHANDRA	01
54	COMPLETE MICROBIOLOGY FOR MBBS	C.P. BAVEJA, V. BAVEJA	01
55	ESSENIALI OF MEDICAL MICROBIOLOGY		01
56	ANANTHNARAYAN & PANKARS TEXTBOOK	ANANTHNARAYAN	01
57	COMPLETE MICROBIOLOGY FOR MBBS	C.P. BAVEJA & V. BAVEJA	01
58	PRACTICAL MICROBIOLOGY FOR MBBS	C.P. BAVEJA & V. BAVEJA	01
59	ESSENTIALS OF MEDICAL MICROBIOLOGY	APURVA SANKAR SASTARY & SANDHYA BHAT K.	01
60	ESSENTIALS OF MICROBIOLOGY ORGANISM BASED	APURVA SANKAR SASTARY & SANDHYA BHAT K.	01
61	CLINICAL CASES AN MICROBIOLOGY AND	C.P. BAVEJA & V. BAVEJA	01


Dr. Munesh Kumar Sharma
Professor & Head
Department of Microbiology
AIMS, Dewas (M.P.)




AMALTAS INSTITUTE OF MEDICAL SCIENCE, DEWAS

VILLAGE-BANGAR, DIST-DEWAS, UJJAIN-HIGH WAY ROAD, DEWAS (M.P.). Ph. No. 072724 82500

DEPARTMENT OF MICROBIOLOGY

	MCQ		
62	MICROBIOLOGY PRACTICAL MANUAL	SHUKLA DAS & RUMPA SAHU	01
63	ESSENTIALS OF MEDICAL MICROBIOLOGY FOR UNDERGRADUATE STUDENT	PRAKASH MODI	01

Total No. of Book = 119



Dr. Munesh Kumar Sharma
Professor & Head
Department of Microbiology
AIMS, Dewas (M.P.)



DEPARTMENT OF PATHOLOGY
Amaltas Institute of Medical Sciences, Dewas

Facilities Available in the Department

The Department of Pathology at Amaltas Institute of Medical Sciences, Dewas, is adequately equipped with infrastructure, teaching-learning resources, laboratory facilities, and research support systems required for undergraduate medical education. All facilities available in the department are in accordance with the guidelines prescribed by the National Medical Commission (NMC).

The department has well-established teaching facilities, including spacious demonstration rooms equipped with audiovisual aids such as overhead projectors, slide projectors, multimedia projectors, television, and other modern teaching tools to facilitate effective learning.

The practical teaching infrastructure includes clinical – pathology/ Haematology laboratories with adequate working space, preparation rooms, washbasins, storage facilities, and electrical provisions. A Clinical pathology Laboratory is available. SOPs have been prepared for the usage of equipment to make them easy to manage.

The department also has a departmental library-cum-seminar room with a total of **111 books**, including standard textbooks and reference materials to support academic activities.

A dedicated research laboratory is available to promote research activities among faculty and students.

The department is equipped with a wide range of instruments and teaching aids essential for pathology practical training, clinical examination, and demonstrations. Computer-assisted learning, charts, models, photographs, and videos in accordance with ethical guidelines.

List of Facilities Available

Infrastructure:

- Room for Professor and Head of the Department
- Rooms for Associate Professors
- Rooms for Assistant Professors/Lecturers
- Rooms for Tutors/Demonstrators
- Departmental office-cum-clerical room
- Room for non-teaching staff

Teaching and Learning Facilities

- Demonstration rooms with audiovisual teaching aids

(M. Gupta)
29/04/2026
HOD
Department of Pathology
Amaltas Institute of
Medical Sciences, Dewas

- Multimedia projectors, overhead projectors, and slide projectors
- Television and digital teaching support systems
- Models, charts, and audiovisual learning materials

Laboratories

- Research laboratory
- hematology section
- Central pathology laboratory
- Museum
- Morbid anatomy/ histopathology/ cytopathology

Library and Academic Resources

- Departmental library-cum-seminar room
- Total number of books: **111**

Major Equipment and Instruments

- Kymographs, myographs, induction coils, stimulators, and time markers
- Microscopes, hemocytometers, hemoglobin meters
- Centrifuges, colorimeters, pH paper, incubators
- Digital physiographs and student physiographs
- ECG machines, polygraphs, ergographs
- Spirometers, gas analysis apparatus, Douglas bags
- Sphygmomanometers and stethoscopes

Clinical and Sensory Examination Equipment

- Ophthalmoscopes and perimeter apparatus
- Color vision testing equipment and Maddox rods
- Tuning forks and dynamometers
- Aesthesiometers and reflex hammers

Support Equipment

- Computers with printers and laptops
- Photocopier and scanner
- Multimedia projectors with screens
- Refrigerators

EQUIPMENT LIST (LAB WISE) Annexure - 1

<u>RESEARCH LAB</u>		
S.NO.	Name of Items	Qty.
1	Stage incubator	01
2	Cryostat	01
3	Microwave	01
4	Hot plate	01
5	Refrigerators	01
6	Pressure Cooker	02
7	Induction	01
8	Pipettes	03
9	Slide cabinet	01
10	Centrifuge	02
11	Hot air oven	03
12	Digital weighing machine	01
13	Slide Box	08
14	Wax bath	02
15	Water bath	01
16	Auto clave	01
17	Rotary microtome	01
18	Biocon balance	01
19	Distil water plant	01
20	Auto color meter	01

21	Laboratory stirrer	01
HEMATOLOGY EQUIPMENTS LIST		
S.NO.	Name of Items	Qty.
1	Microscope oil immersion	54
2	Neubaure's chamber	40
3	Demonstration Eye piece	02
4	Wintrobe tubes	04
5	Westergren pipettes for ESR on stand	04
6	Reagent rack	30
7	Different reagent for practical	As required
8	Hemoglobin meter , sahl or hellige	60
9	Hematocytometer	60
10	Centrifuge , high speed with technometer	01
11	Slides and glass were	As required
Central pathology laboratory		
1	Transasia elite 80 5 part analyser	01
2	Unikon 5 vector, 5 part cell counter hematology analyser	01
3	Tulip hemostar XF 2.0 coagula meter	01
4	ERBA ECL - 105 coagula meter	01
5	180 liter refrigerators	01
6	Tissue processor	03
7	Microscopes	03
8	Block cabinet	01
9	Slide cabinet	02
10	Autoclave	

11	Microtome	02
12	Pentahead	01
13	Refrigerator	02
14	Water bath	02
15	Incubator	02
16	Hot palate	01
17	Clinical centrifuge	01
	<u>Museum</u>	
1	Sitting capacity	85
2	NO. of mounted specimen	500
3	No. of unmounted specimen	150
4	No. of descriptive frames for mounted specimen	60
5	No. of models	21
6	No. of charts	19
7	Catalogue	20
8		
	<u>Morbid anatomy/ histopathology/ cytopathology</u>	
1	Sitting capacity	125
2	No. of microscope	71

Amaltes Institute Of Medical Science , Dewas

Department Of Pathology

Departmental Library Book List


S. No.	Acc. No	Author	Title	vol	Ed	Year	Pub
1	631	YADAV,R	ESS. OF PRACTICAL PAOTHLOGY FOR UNDERASDUATES		1	2015	AHUJA
2	632	YADAV,R	ESS. OF PRACTICAL PAOTHLOGY FOR UNDERASDUATES		1	2015	AHUJA
3	641	HERRINGTON	MUIR'S T B OF PATHOLOGY		15	2015	CRC
4	641	HERRINGTON	MUIR'S T B OF PATHOLOGY		15	2015	CRC
5	650	KUMAR	ROBBINS BASIC PATHOLOGY WITH STUDENT		9	2013	ELSEVIER
6	659	KAULGUD	T B OF PATHOLOGY FOR DMLT		1	2015	AHUJA
7	661	KAULGUD	T B OF PATHOLOGY FOR DMLT		1	2014	AHUJA
8	669	KAULGUD	T B OF PATHOLOGY FOR DMXT AND DMRT		1	2014	AHUJA
9	671	KAULGUD	T B OF PATHOLOGY FOR DMXT AND DMRT		1	2014	AHUJA
10	1025	MILLER	BASIC OF ANESTHSIA		6	2015	SAUNDERS
11	1316	PUNIA	REVEEW OF PATHOLOGY		2	2012	AITBS
12	1976	BAIN	BASIC AND LEWES PRACTICAL HAMATOLOGY		11	2012	CHURCHILL
13	1987	KLATT	ROBBINS AND COIRTHAN REVIEW OF PATHOLOGY		3	2014	SUUNDERS
14	1989	KUMAR	ROBBINS AND CORTAN PATHOGIC BASIC OF DISEASE	1	1	2015	ELSEVIER
15	1991	KUMAR	ROBBINS AND CORTAN PATHOGIC BASIC OF DISEASE	1	1	2015	ELSEVIER
16	1992	KUMAR	ROBBINS AND CORTAN PATHOGIC BASIC OF DISEASE	2	1	2015	ELSEVIER
17	1994	KUMAR	ROBBINS AND CORTAN PATHOGIC BASIC OF DISEASE	2	1	2015	ELSEVIER
18	1998	LAKHANI	BASIC PATHOLOGY		4	2015	ARNOLD
19	2002	MOHAN ,H	PATHOLOGY PRACTICAL BOOK		3	2013	JAYPEE
20	2010	MOHAN ,H	PATHOLOGY QUICK REVIEW AND MCQ		4	2015	JAYPEE
21	2019	SOOD	HEMATALOLOGY FOR STUDENTS AND PROTITIONERS		6	2010	JAYPEE
22	2023	SOOD	MEDICAL LABORATORY TECHNOLOGY	2	6	2009	JAYPEE
23	2577	TAMBENEKA R	HANDBOOK OF QIALITY		1	2015	BIP
24	2587	MANDAL	TB OF PATHOLOGY FOR MBBS	1	1	2010	AVICHAL
25	2588	MANDA	TB OF PATHOLOGY FOR MBBS	2	1	2010	AVICHAL
26	3995	CURRAN , R C	CURRANS ATLAS OF HISTOPATHOLOGY		1	2008	HARVEY
27	3996	BHAMBHANI, SURESH			3	2014	MEHTA
26	4019	NKANGNIEME, KANU E O	PATHOLOGY OF CLINICAL SYMPTOMS SIGNS AND		1	2016	ATHENA
29	4024	Mc CANN , SHAN	HAMOTOLOGY CLINICAL CASES UNOCVERES		1	2009	WILELY
30	4042	BHATTACHARYA ,GEETIKA	CONCISE PATHOLOGY FOR EXAM PREPARATION		3	2016	ELSEVIER
31	4045	GTAHAM , DAVID I	ADAMS AND GRAHAMS INTRODECTION TO		3	2006	HODDER
32	4046	ORELL, SVANTE R	FINE NEEDLE ASPIRATIONINTRODUCTION TO NEURPATH		5	2016	ELSEVIER
33	4055	KINIGHT,ROBI N	TRANSFUSION AND TRANPLANATION SCINCE		1	2013	OXFORD
34	4057	REID ,ROBIN	PATHLOGY ILLUSTRATED		7	2011	ELSEVIER
35	4059	NEVILLE, BRAD W	ORAL AND MAWILLOFACIAL OF PATHOLOGY		1	2016	ELSEVIER
36	4062	BOSMAN , FRED T	WHO CLASSIFICATION OF TUMOURS OF THE DIGESTIVE		1	2010	IARC

37	4063	HERRINGTON, SIMON C	MUIRS TEXTBOOK OF PATHOLOGY		15	2014	CRC
38	4064	HERRINGTON, SIMON C	MUIRS TEXTBOOK OF PATHOLOGY		15	2014	CRC
39	4069	Mc PHERSON, RIC HARD A	HENRYS CLINICAL DIAGNOSIS AND MANAGEMENT BY LAB		1	2016	ELSEVIER
40	4076	SOOD ,RAMNIK	MEDICAL LABOUATORY TECHNOLOGY		1	2006	JAYPEE
41	4078	DE LELLIS, RONALDA	WHO PATHOLOGY AND GENETICS TUMOURS OF ENDICR		1	2004	IARC
42	4081	FLETCHER, CHRISTOPHER DM	WHO CLASSIFICATION OF TUMOURS OF TISSU AND BON		1	2013	IARC
43	4111	YADAV, RAJ BALA	ESSENTIALS OF PRACTICAL PATHIOLOGY FOR UNDERGRAD		1	2015	AHUJA
44	4112	YADAV, RAJ BALA	ESSENTIALS OF PRACTICAL PATHIOLOGY FOR		1	2015	AHUJA
45	4120	KLATT, EDWAR D C	ROBBINS AND CARRAN ATLAS OF PATHOLOGY		3	2016	ELSEVIER
46	4122	RIEDE, URSUS - NIKOLSUS	COLOR ATLAS OF PATHOLOGY		1	2004	THIEME
47	4124	CHEESBROUG H, MONICA	DISTRICT LABORAT PARCTICAL IN TROPICAL CONTRI		2	2016	CAMPRIDG E
48	4125	CHEESBROUG H, MONICA	DISTRICT LABORAT PARCTICAL IN TROPICAL CONTRI		2	2016	CAMPRIDG E
49	4128	CHEESBROUG H, MONICA	DISTRICT LABORAT PARCTICAL IN TROPICAL CONTRI		2	2016	CAMPRIDG E
50	4129	CHEESBROUG H, MONICA	DISTRICT LABORAT PARCTICAL IN TROPICAL CONTRI		2	2016	CAMPRIDG E
51	4133	TAMBWEKAR, SHUBHANGI	HANDBOOK OF QUALITY ASSURANCE IN LABRATORY		1	2009	BI
52	4135	TAMBWEKAR, SHUBHANGI	HANDBOOK OF QUALITY ASSURANCE IN LABRATORY		1	2009	BI
53	4138	DAMJANOV ,IVAN	PATHOLOGY SECRETS		3	2012	ELSEVIER
54	4142	KAULGUD, ROHINI	PATHOLOGY FOFR DMXT DMRT		1	2014	AHUJA
55	4143	KAULGUD, ROHINI	PATHOLOGY FOFR DMXT DMRT		1	2014	AHUJA
56	4148	MAITI PRITHWIRAJ	PRACTICAL HANDBOOK OF PATHOLOGY SPECIMENS AND		1	2015	JAYPEE
57	4151	SAXENA, RENU	DE GRUCHYS CLINICAL HAMATOLOGY IN MEDICAL		6	2013	WILEY
58	4153	SAXENA, RENU	DE GRUCHYS CLINICAL HAMATOLOGY IN MEDICAL		6	2013	WILEY
59	4158	SINGH ,TEJINDER	ATLAS ANDTEXT OF HEMATOLOGY		3	2016	AVICHAL
60	4159	SINGH ,TEJINDER	ATLAS ANDTEXT OF HEMATOLOGY		3	2016	AVICHAL
61	4161	KSSINATHAN, V ASNTHI	CONCISE BOOK ON PATHLOGY		1	2011	JAYPEE
62	4162	KSSINATHAN, V ASNTHI	CONCISE BOOK ON PATHLOGY		1	2011	JAYPEE
63	4165	KSSINATHAN, V	CONCISE BOOK ON PATHLOGY		1	2011	JAYPEE

64	4961	ASNTHI MOHAN, HARSH	PRACTICAL PATHOLOGY		4	2017	JAYPEE
65	5042	GODKAR , PRAFUL B	MEDICAL LABORATORY TECHNOLOGY-1		3	2016	BHALANI
66	5043	GODKAR , PRAFUL B	MEDICAL LABORATORY TECHNOLOGY-1		3	2016	BHALANI
67	5048	MC PHERSON , RICHARD A	CLINICAL DIAGNAGEMENT AND MANAGEMENT BY LABORATORY		23	2017	ELSEVIER
68	131	MURTY, OP	Essential Of Forensic medicine and Toxicology		33	2014	JAYPEE
69	620	MOHAN,HAR SH	PRACTICAL PATHOLOGY		4	2017	JAYPEE
70	621	MOHAN,HAR SH	PRACTICAL PATHOLOGY		4	2017	JAYPEE
71	746	MARSHLL	CLINICAL BIOCHMISTRY		3	2014	ELSEVER
72	1978	KULKARNI, AP	BASIC OF RESEARCH METHODOLOGY		1	2015	PARAS
73	1986	RANJIT KUMAR	ERESEARCH METHODOLOGY : A STEP GUIDE		3	2015	SAGE
74	2049	SACHDEV	CLINICAL PATHOLOGY AND CLINICAL BACTERIOLOGY		9	2000	JAYPEE
75	2052	IRVING, WILLIAM	MEDICAL MICROBIOLOGY		1	2015	GARLAND
76	2572	SCHARTZ,LIS A	MEDICAL ETHICS A CASE BASED APPROACH		1	2002	SAUNDERS
77	2883	KOTHARI,CR	RESEARCH METHODOLOGY METHODS AND techniques		3	2016	NEW AGE
78	2949	GOWENLOCK AN	PR CLINICAL BIOCHEMSITRY		6	2015	CBS
79	3171	KANNAN, JUSTICE	MEDICAL JURISPRUDENCE AND TOXICOLOGY		25	2016	LEXIS
80	3276	KLATT	ROBBIN AND COTON PATHOLOGY COMPANION WORKBOOK		1	2014	ELSEVIER
81	3526	DAMJANOV	PATHOLOGY SECRETS		3	2012	ELSEVIER
82	3547	AJMANI,P S	ESSENTIALS PATHOLOGY AND CLINICAL		1	2017	AITBS
83	3649	CROSS	UNDEERWOODS PATHOLOGY ANDCLINICAL		6	2013	ELSEVIER
84	3658	BHARDWAJ	BOYS PATHOLOGY	2	10	2013	LWW
85	3662	GREER , JOHN P	WINTROBES CLININCAL HEMOTOLOGY		13	2014	WOLTERSS KLUWER
86	3663	KUMAR , GIREESH	ADVANCED EMERGENCY LIFE SUPPORT PROTOCOLS		1	2015	PARS
87	3668	MARTIN , TERRY	HANDBOOK OF PATIENT TRANSPORTATION		1	2001	GREENWIC H
88	3669	ARORA ,DR	MEDICAL PARASITOLOGY		4	2014	CBS
89	3676	DELVES,PETE R J	ROITTS ESSENTIAL IMMUNOLOGY		12	2011	WILEY
90	3677	CHATTERJEE, KD	PARASITOLOGY PROTOZOLOGY AND HELMINTHLOGY		13	2015	CBS
91	3735	BHARDWAJ	BOYS PATHOLOGY		10	2013	LWW
92	3768	COLLEE,JG	MACKIE AND MCCARTNEY PRACTICAL MICROBIOLOGY		14	2016	ELSEVIER

93	3842	DRAKE	GRAYS ANATOMY FOR STUDENTS		3	2015	ELSEVIER
94	3888	SUBRAHMANY AM,BV	PARIKHS TEXT BOOK OF MEDICAL JURISPRUDENCE FORENSIC MEDICINE AND TOXICOLOGY		7	2014	CBS
95	3933	KUMAR ,GIREESH	ADVANCED EMERGENCY LIFE SUPPORT PROTOCOLS		1	2015	PARAS
96	4053	CHATTERJEE, KD	PARASITOLOGY PROTOZOOLOGY AND HEMINTHOLOGY		13	2015	CBS
97	4139	ARORA,DR	MEDICAL PARASETOLOGY		4	2014	CBSW
98	4621	PARK	TB OF PREVENTIVE AND SOCIAL MEDICINE		23	2015	BANARSID AS
99	4631	PARK	TB OF PREVENTIVE AND SOCIAL MEDICINE		23	2015	BANARSID AS
100	4684	MAZA ,LUIISM DELA	COLOR ATLAS OF MEDICAL BACTERIOLOGY		2	2013	ASM
101	4959	DOAND ,THAO	LIPPINCOTTS ILLUSTRATED REVIEW IMMUNOLOGY		2	2014	WOLTERS KLUPER
102	4960	DELVES,PETE R J	ROITTS ESSNTIAL IMMUNOLOGY		12	2011	WILEY
103	4994	MALE,DAVID	IMMUNOLOGY		8	2015	ELSEVIER
104	5038	CHAPLE	ESS.OF CLINICAL IMMUNOLOGY		5	2006	BLACKWEL L
105	5170	SCHAAF,H SIMON	TUBERCULOSIS A COMPREHENSIVE CLINICAL REFERENCE		1	2009	ELSEVIER
106	5171	LESTEER, SUSAN C	MANUAL OF SURGICAL PATHOLOGY		3	2013	ELSEVIER
107	7087	MOHAN,HAR SH	PATHOLOGY ,quick reviews		1	2019	JAYPEE
108	5763	Elder David E.	LEVER'S HISTOPATHOLOGY OF THE SKIN		11	2015	Eleventh
109	10310	Kumar. Abvas . Aster	PATHOLOGIC BASIS OF DISEASE Robbins & Cotran	1	10	2021	ELSEVIER
110	10314	Kumar. Abvas . Aster	PATHOLOGIC BASIS OF DISEASE Robbins & Cotran	2	10	2021	ELSEVIER
111	111-D	NANDA MAHESHWAR RI	CLINICAL PATHOLOGY HEMATOLOGY BLOOD BANKING (DMLT)		4	2025	JAYPEE

Total Books = 111


Professor & Head
Department of Pathology,
AIMS, Dewas
HOD
 Department of Pathology
 Amaltes Institute of
 Medical Sciences, Dewas



Amaltas Institute of Medical Sciences, Dewas

DEPARTMENT OF COMMUNITY MEDICINE

FACILITIES AVAILABLE IN THE DEPARTMENT

The Department of Community Medicine at Amaltas Institute of Medical Sciences, Dewas, is fully equipped with infrastructure, teaching-learning resources, and laboratory facilities in accordance with the National Medical Commission (NMC) guidelines.

- **Teaching Facilities:** The department features spacious demonstration rooms equipped with modern audiovisual aids, including LCD projectors and smart boards, to facilitate effective learning.
- **Laboratory Infrastructure:** A well-maintained laboratory (150 sq. mt.) is available with a seating capacity for 50 students. It is equipped with essential utilities like water supply, sinks, electric points, and 20 high-quality microscopes.
- **Departmental Museum:** The museum (100 sq. mt.) houses a comprehensive collection of 43 specimens (Helminths, Entomology), 63 educational charts, and 51 three-dimensional models covering topics like Nutrition, Environment, and Family Planning.
- **Departmental Library:** A dedicated library-cum-seminar room is available with a rich collection of standard textbooks and reference materials.



Prof. & Head
Dept. of Community Medicine (P.S.M.)
A.I.M.S. Dewas (M.P.)
Department of Community Medicine

Amaltas Institute of Medical Science, Dewas							
Departmental Library : Community Medicine							
Annexure - I : Department of Community Medicine							
S.No.	Acc.No.	Author	Title	Vol	Ed.	Year	Pub.
1	Dept.	K Park	Text book of Community Medicine		28	2025	Bhanot
2	Dept.	AH Suryakantha	Community Medicine with recent advances		8	2025	
3	Dept.	Sunder Lal, Adarsh, Pankaj	Text book of Community Medicine		8	2025	
4	Dept.	AM Kadri, Rashmi kundapur, amir maroof Khan, rakesh Kakkar, Ankit Sheth, Nidhi Mangrola	IAPSM's Text Book of Community Medicine		2	2025	
5	Dept.	Jaypee	Review of preventive and social medicine		5	2025	JAYPEE
6	Dept.	Aditya Pratap Singh, Saumya Singh, Mithila Dayanithi	Compatacny Based Logbook Community Medicine		3	2025	
7	Dept.	Niket Verma, Poonam Agrawal Seema Jain	Compatacny Based Clinical Manual in Community Medicine		7	2025	
8	Dept.	Anjana Verma, Jitendra Kr Meena,	Compatacny Based Practical in Community Medicine		2	2025	
9	Dept.	Suresh K. Kotwal, Walied K. Balwan	Practical Notebook				
10	Dept.	Kadri	IAPSM's Text Book of Community Medicine		2	2021	JAYPEE BROTHERS
11	Dept.	Vivek	Review of Preventive & Social Medicine		5	2013	JAYPEE BROTHERS
12	Dept.	Niket Verma, Poonam Agrawal Seema Jain	Competency Based Logbook and Clinical Manual in Community Medicine				
13	Dept.	IAPSM	Indian Journal of Community Medicine	35	3	2023	IAPSM
14	Dept.	K. PARK	PREVENTIVE & SOCIAL MEDICINE		24	2017	BHANOT
15	Dept.	GOVT OF INDIA	IPHS - Sub district hospital & District hospital	1		2022	
16	Dept.	GOVT OF INDIA	IPHS - Community Health centre	2		2022	
17	Dept.	GOVT OF INDIA	IPHS - Health & wellness centre PHC	3		2022	
18	Dept.	GOVT OF INDIA	IPHS - Health & Wellness Centre Sub Health Centre	4		2022	
19	676	DANIEL	BIO STATISTICS BASIC CONC AND METHODOLOGY FOR THE HEALTH		1	2010	OXFORD
20	680	WARDROPE	COMMUNITY EMERGENCY MEDICINE A SYSTEMS OF ASST		1	2008	ELSEVIER
21	705	THOMSON	FUTHER STUDIES FOR HEALTH		2	2015	EDEXCEL
22	707	THOMSON	FUTHER STUDIES FOR HEALTH		2	2015	EDEXCEL
23	731	PATEL	PR. AND PROFESSIONAL CLINICAL SKILLS		1	2011	OXFORD
24	732	SRIDHAR RAO	SEARCH TITLE		6	2015	AITBS
25	733	SRIDHAR RAO	SEARCH TITLE		6	2015	AITBS
26	735	LAL, S	T B OF COMMUNITY MEDICINE PREVENTIVE AND SOCIAL MEDI		4	2014	CBS
27	927	DORLAND	ILLUSTRATED MEDICAL DICTIONARY		32	2014	ELSEVIER
28	2029	ANITA	CLINICAL DIETETICS AND NUTNITION		4	1947	OXFORD
29	2031	CHANDORKAR	DISATER MANAGEMENT		1	2014	PARAS
30	2034	KHANAL	MAHAJAN METHODS IN BIOSTATISTICS FOR MEDICAL		8	2016	JAYPEE
31	2057	ROY, MAHAJAN	T B OF PREVENTIVE AND SOCIAL MEDICINE		4	2013	JAYPEE
32	2058	SAINI	HOSPITAL INFECTION CONTROL		1	2012	PARAS
33	2592	DHIKAR	BASIC AND CLINICAL EPIDIMIOLOGY		1	2015	AITBS
34	2593	DHIKAR	BASIC AND CLINICAL EPIDIMIOLOGY		1	2015	AITBS
35	2599	WHO	BASIC EPIDEMIOLOGY		1	2015	AITBS
36	2604	SRIDHAR RAO	ESS OF EPIDEMIOLOGY		2	2013	AITBS
37	2607	MANJU NATHA	MANAGEMENT MANUAL OF MEDICAL OFFICERS		1	2015	I.E INTERNATIONAL
38	2609	MANJU NATHA	MANAGEMENT MANUAL OF MEDICAL OFFICERS		1	2015	I.E INTERNATIONAL
39	2610	MANJU NATHA	MANAGEMENT MANUAL OF MEDICAL OFFICERS		1	2015	I.E INTERNATIONAL
40	2616	MANJU NATHA	MANAGEMENT MANUAL OF MEDICAL OFFICERS		1	2015	I.E INTERNATIONAL
41	2619	SHAIKH	MASTER UPDATES INCOMMUNITY MEDICINE		1	2016	AHUJA


Prof. & Head
 Dept. of Community Medicine (P.S.M.)
 A.I.M.S. Dewas (M.P.)

42	2625	SHAIKH	MASTER UPDATES IN COMMUNITY MEDICINE	1	2016	AHUJA	
43	2626	SHAIKH	MASTER UPDATES IN COMMUNITY MEDICINE	1	2016	AHUJA	
44	2627	DOWRICK	MEDICINE IN SOCIETY	1	2015	AITBS	
45	2631	NEGI	METHODS IN BIostatistics	6	2015	AITBS	
46	2636	RAO, S	PR. OF COMMUNITY MEDICINE	2	2013	AITBS	
47	2661	HOSSAIN	MEDICAL THERAPEUTICS	1	2015	GMM	
48	2743	SADIK	CLIENT PROFILES IN NURSING CHILD HEALTH	3	2016	CBS	
49	3483	GUPTA, PIYUSH	COMMUNITY MEDICINE	3	2016	CBS	
50	3484	GUPTA, PIYUSH	COMMUNITY MEDICINE	3	2016	HEBOSH	
51	3511	HUGHES, PHIL	INTERNATIONAL HEALTH AND SAFETY AT WORK	1	2006	AITBS	
52	4656	BEAGLEHOLE, R	BASIC EPIDEMIOLOGY				
53	4663	RAO, SRIDHAR B	QUESTIONS AND ANSWERS IN PREVENTIVE AND SOCIAL MEDICINE	2	2015	AITBS	
54	4664	RAO, SRIDHAR B	QUESTIONS AND ANSWERS IN PREVENTIVE AND SOCIAL MEDICINE	2	2015	AITBS	
55	685	BERLAN	ENCYCLOPEDIA OF FAMILY HEALTHS WELLNESS	1	2015	ELISE	96
56	686	BERLAN	ENCYCLOPEDIA OF FAMILY HEALTHS WELLNESS	1	2015	ELISE	96
57	688	BERLAN	ENCYCLOPEDIA OF FAMILY HEALTHS WELLNESS	1	2015	ELISE	96
58	690	BERLAN	ENCYCLOPEDIA OF FAMILY HEALTHS WELLNESS	1	2015	ELISE	96
59	691	BERLAN	ENCYCLOPEDIA OF FAMILY HEALTHS WELLNESS	1	2015	ELISE	96
60	692	BERLAN	ENCYCLOPEDIA OF FAMILY HEALTHS WELLNESS	1	2015	ELISE	96
61	693	BERLAN	ENCYCLOPEDIA OF FAMILY HEALTHS WELLNESS	1	2015	ELISE	96
62	694	BERLAN	ENCYCLOPEDIA OF FAMILY HEALTHS WELLNESS	1	2015	ELISE	96
63	697	BERLAN	ENCYCLOPEDIA OF FAMILY HEALTHS WELLNESS	1	2015	ELISE	96
64	699	BERLAN	ENCYCLOPEDIA OF FAMILY HEALTHS WELLNESS	1	2015	ELISE	96
65	704	THOMSON	FUTHER STUDIES FOR HEALTH	2	2015	EDEXCEL	380
66	729	BIESALSKI	POCKET ATLAS OF NUTRITION	1	2015	THIEME	381
67	1391	CHANDORKAR A G	DISASTER MANAGEMENT	1	2012	PARAS	484
68	1396	SHAIKH	CONCISE TEXT IN COMMUNITY MEDICINE	1	2016	AITBS	467
69	1398	WHO	GUIDELINES FOR DRINKING WATER QUALITY	3	2015	WHO	5115
70	1399	WHO	WATER QUALITY GUIDELINES STANDARDS AND HEALTH	1	2015	WHO	424
71	2037	KHANAL	MAHAJAN METHODS IN BIostatistics FOR MEDICAL	8	2016	JAYPEE	416
72	2038	KISHORE	DICTIONARY OF PUBLIC HEALTH	3	2013	CENTURY	1064
73	2041	KISHORE	NATIONAL HEALTH PROGRAMMES OF INDIA	11	2014	CENTURY	950
74	2050	PARK	T B OF PREVENTIVE AND SOCIAL MEDICINE	23	2015	BANARSIDAS	936
75	2051	RANJIT KUMAR	RESEARCH METHODOLOGY : A STEP BY GUIDE	3	2015	SAGE	415
76	2056	ROY, MAHAJAN	T B OF PREVENTIVE AND SOCIAL MEDICINE	4	2013	JAYPEE	703
77	2629	NEGI	METHODS IN BIostatistics	1	2015	AITBS	362
78	3449	DHIKAV, VIKAS	NEWER DRUGS	2	2014	ELSEVIER	197
79	3481	RYAN, JEFFREY R	PANDEMIC INFLUENZA EMERGENCY PLANNING AND COMMUNITY PREPAREDNESS	1	2009	CRC	252
80	3488	BORAH, D J	MEDICAL ETHICS FOR STUDENT AND DOCTOR	1	2014	AHUJA	166
81	3496	BORAH, D J	MEDICAL ETHICS FOR STUDENT AND DOCTOR	1	2014	AHUJA	166
82	3515	STREINER, DAVID L	PDQ PUBLIC HEALTH	1	2011	PEOPLE	263
83	3518	STEWART, ANTONY	BASIC STATISTICS AND EPIDEMIOLOGY A PRACTICAL GUIDE	4	2016	CRC	218
84	3520	PAYNE JAMES, JASON	MEDICOLEGAL ESSENTIALS IN HEALTHCARE	2	2004	GREENWICH	260
85	3522	BOWERS, DAVID	MEDICAL STATISTICS FROM SCRATCH AN INTRODUCTION FOR HEALTH PROFESSIONAL	3	2015	WILEY	386
86	3524	WATTAL, CHAND	HOSPITAL INFECTION PREVENTION	1	2014	SPRINGER	177
87	3537	MAJUMDAR, K	MEDICAL HANDBOOK FOR MEDICAL REPRESENTATIVES	12	2011	CURRENT	610
88	3539	BAILAR, JOHN	MEDICAL USES OF STATISTICS	3	2009	WILEY	491
89	3545	GLIED, SHERRY	HANDBOOK OF HEALTH ECONOMICS	1	2011	OXFORD	967
90	3559	SHAIKH, ZAKIRHUSAIN	MASTER UPDATE 2016-17 RECENT ADVANCES IN COMMUNITY MEDICINE	2	2017	AHUJA	122
91	3560	SHAIKH, ZAKIRHUSAIN	MASTER UPDATE 2016-17 RECENT ADVANCES IN COMMUNITY MEDICINE	2	2017	AHUJA	122
92	3563	ZUCKERMAN, JANE N	TRAVELERS VACCINES	2	2010	PEOPLE	573

Prof. & Head
Dept. of Community Medicine (P.S.M.)
A.I.M.S. Dewas (M.P.)

93	3566	WILHELM, KIRCH	ENCYCLOPEDIA OF PUBLIC HEALTH	1	2008	SPRINGER	1601
94	3568	DENT, JOHN	PRACTICAL GUIDE FOR MEDICAL TEACHERS	4	2014	ELSEVIER	436
95	3570	LIMING, LI	EPIDEMIOLOGICAL RESEARCH CASES IN CHINA	1	2008	PEOPLE	270
96	3572	GOODFELLOW, JOHN A	UNDERSTANDING MEDICAL RESEARCH	1	2012	WILEY	371
97	3583	RAO, SRIDHAR B	SOCIAL MEDICINE FOR STUDENTS OF MEDICINE AND SOCIAL SCIENCE	2	2016	AITBS	238
98	3586	RAY, RABINDRA NATH	MAHAJAN AND GUPTA PREVENTIVE AND SOCIAL MEDICINE	4	2013	JAYPEE	703
99	3589	GUPTA, L C	FOOD AND NUTRITION FACTS AND FIGURES	6	2006	JAYPEE	260
100	3590	GUPTA, L C	FOOD AND NUTRITION FACTS AND FIGURES	6	2006	JAYPEE	260
101	3603	ROTHMAN, KENNETH	EPIDEMIOLOGY AN INTRODUCTION	1	2012	OXFORD	268
102	3604	PRABHAKARA, G N	SHORT TEXT BOOK OF PREVENTIVE AND SOCIAL MEDICINE	2	2010	JAYPEE	425
103	3607	PRABHAKARA, G N	SHORT TEXT BOOK OF PREVENTIVE AND SOCIAL MEDICINE	2	2010	JAYPEE	425
104	3618	MUTHU, V K	SHORT BOOK OF PUBLIC HEALTH	2	2014	JAYPEE	627
105	3622	MUTHU, V K	SHORT BOOK OF PUBLIC HEALTH	2	2014	JAYPEE	627
106	3761	FRAISE, ADAM	AYLIFFES CONTROL OF HEALTHCARE ASSOCIATED INFECTION	5	2009	CRC	506
107	4032	PATEL, VINOD	PRACTICAL AND PROFESSIONAL CLINICAL SKILLS	1	2011	OXFORD	616
108	4629	KULKARNI, A P	BASIC OF RESEARCH METHODOLOGY	1	2015	PARAS	298
109	4640	KISHORES J	NATIONAL HEALTH PROGRAMS OF INDIA	12	2017	CENTURY	1006
110	4647	NIX, STACI	WILLIAMS BASIC NUTRITION AND DIET THERAPY	15	2017	ELSEVIER	507
111	4686	KOTHARI, C R	RESEARCH METHODOLOGY METHODS AND TECHNIQUES	3	2016	NEW AGE	449
112	4689	SHARMA, SURESH K	COMMUNICATION AND EDUCATION TECHNOLOGY	2	2016	ELSEVIER	456
113	4691	SHARMA, SURESH K	COMMUNICATION AND EDUCATION TECHNOLOGY	2	2016	ELSEVIER	456
114	4692	SESHU BABU V V R	REVIEW OF COMMUNITY MEDICINE	2	2011	PARAS	446
115	4695	RAO, KAMESWARA A A	COMMUNITY MEDICINE	2	2011	PARAS	366
116	5173	KUMAR, GIREESH	ADVANCED EMERGENCY LIFE SUPPORT PROTOCOLS	1	2015	PARAS	254
117	5326	TULCINSKY, THEODORE	NEW PUBLIC HEALTH	1	2014	ELSEVIER	884


Prof. & Head
 Dept. of Professor & Head
 Department of Community Medicine (P.S.M.),
 A.M.S. Dewas (M.P.)

AMALTAS INSTITUTE OF MEDICAL SCIENCE

Village - Bangar, Dist.- Dewas, Ujjain - Dewas High Way
DEPARTMENT OF COMMUNITY MEDICINE

List of Equipment

Sr. N.	Name of Equipment's	No. of Equipment's
1.	Weighing Machine adult	4
2.	Salter's baby weighing machine	2
3.	Harpender Calipers (for skinfold thickness)	1
4.	Horrocks Apparatus	1
5.	Height measure stand	1
6.	Balance for weighing food stuff (capacity 2 Kg)	1
7.	Barometer Fortin	1
8.	Extraction Apparatus, fat, complete	1
9.	Filter, Pasteur Chamberland, complete set	1
10.	Berkefeld Filter	1
11.	Incubator, electric	2
12.	Balance Analytical 200 gm	2
13.	Centrifuge clinical	1
14.	Harpender's calipers (for skinfold thickness)	1
15.	Refrigerator 9 cu. Ft.	1
16.	Ice Lined Refrigerator (I.L.R.) RHTC	1
17.	Dissecting microscope	50
18.	Microscope oil immersion	3
19.	Still for distilled water	1
20.	Autoclave	1
21.	Sterilizers, electric	1
22.	Computer	1
23.	Wet & Dry Thermometer	1
24.	Stethoscope	5
25.	Sphygmomanometer	10


Prof. & Head
 Professor & Head
 Dept. of Community Medicine (P.S.M.)
 Department of Community Medicine

Amaltas Institute of Medical Sciences, Dewas



AMALTAS INSTITUTE OF MEDICAL SCIENCE

Village - Bangar, Dist.- Dewas, Ujjain - Dewas High Way

DEPARTMENT OF COMMUNITY MEDICINE

➤ CHARTS:

1. Growth Chart
2. Shakir's Tape
3. Leprosy
4. Guava (Jamfal)
5. Banana
6. Grapes
7. Orange
8. Cow's Milk
9. Buffalow's Milk
10. Egg (Hen)
11. Meat
12. Edible Oil
13. Iodised Salt
14. Ghee
15. Oral Contraceptive (Mala - N)
16. Condom
17. Contraceptive Methods
18. Intra Utrine Contraceptive Device (Copper - T)
19. DMPA (Depot - Medroxy progesterone acetate)
20. Emergency Contraceptives
21. Red Gram (Tuar)
22. Nuts and Oil Seeds
23. Ground Nut
24. Bengal Gram
25. Soyabean
26. Pulses (Legumes)
27. Ragi
28. Bajra (Pearl Millet)
29. Khesari Dal (Lathyrus Sativus)
30. Rice
31. Jowar (MILO) or Sorghum
32. Occupational Dermatitis
33. Elephantiasis
34. Cold Chain
35. Maize
36. Measles - Rubella (MR) and Measles Mumps Rubella (MMR)

Prof. & Head
Dept. of Community Medicine (P.S.M.)
A.I.M.S. Dewas (M.P.)

37. Vaccine Vail Monitor
38. BCG Vaccine
39. Chicken Pox (Varicella)
40. Hepatitis – B (Hep – B) Vaccine
41. Human Papilloma Virus (HPV) Vaccine
42. Rabies Vaccine
43. Typhoid Vaccine
44. Oral Polio Vaccine (OPV)
45. Measles Vaccine
46. DTP – Hep – B Combination Vaccine
47. Iron & Folic Acid Tablets
48. Tetanus Toxoid (TT) Vaccine
49. Yellow Fever Vaccine
50. Black Gramm
51. TB
52. Aids
53. MCP

➤ **POSTERS:**

1. Algorithm for exposure prophylaxis in HIV
2. HIV Transmission
3. Prevention of parent to child transmission
4. Frequently asked questions (HIV)
5. Universal precautions
6. Neonatal resuscitation algorithm
7. Care of under five's
8. Breast self examination
9. Kangaroo mother care
10. Developmental milestones
11. Baby friendly hospital initiatives
12. Children's right to health
13. Care of skin
14. Pandemic influenza A (H1N1)
15. H1N1- diagnosis, Treatment & Prevention
16. Influenza
17. Severe acute respiratory syndrome (SARS)
18. Air borne infections
19. Chicken pox
20. Mumps
21. Rubella or German measles
22. Pertusis
23. Maningococcal infection
24. Ebola symptoms


Prof. & Head
Dept. of Community Medicine (P.S.M.)
A.I.M.S. Dewas (M.P.)

25. Life cycle of rat flea
26. Risk factors of heart attack
27. Risk factors of hypertension
28. Risk factors of diabetes
29. Medical complications of obesity
30. Warning signs of cancer
31. Visceral leishmaniasis
32. Prevention and control of helminthic infections
33. Malaria vaccine
34. Lymphatic filariasis
35. Prevention of occupational hazards
36. Occupational Health hazards
37. Care of feet
38. The Indian factories act, 1948
39. Employees state insurance corporation
40. Vitamin - A, Sources and deficiency
41. Vitamin - B, Sources
42. Food guide pyramid
43. Classification of water related diseases
44. Chlorination
45. Water quality standards
46. Sanitation barrier
47. Epidemiology definition
48. Epidemiologic surveillance
49. Decision on epidemiological design
50. Investigation of an epidemic
51. Randomized controlled trial
52. Vaccine vial monitor
53. National immunization schedule
54. Health Education
55. Life cycle of malaria parasite
56. Mosquito - differences
57. Anatomy of a killer
58. Factors affecting health at high altitude
59. Acute mountain sickness
60. Ziehl - Neelsen stain
61. Grams stain
62. Blindness
63. WHO oral rehydration solution
64. Disaster management cycle
65. Risk factors for suicide
66. World health day (Themes)


Prof. & Head
Dept. of Community Medicine (P.S.M.)
A.I.M.S. Dewas (M.P.)

➤ MODELS

- a. House drainage system
- b. Sanitary well
- c. In- Sanitary well
- d. Deep well
- e. Slow sand filter
- f. Rapid sand filter
- g. Berkefeld filter
- h. Septic tank
- i. Deep trench latrine
- j. Sanitary latrine
- k. RCA latrine
- l. Pasteur Chamberland filter
- m. Vitamin - A
- n. Vitamin - B
- o. Vitamin - C
- p. Vitamin - D
- q. Vitamin - E

➤ VACCINE'S

- a. ROTA VIRUS
- b. DIPHTHERIA TETANUS AND PERTUSSIS VACCINE (DPT) VACCINE
- c. POLIOMYELITIS VACCINE (OPV)
- d. TETANUS TOXIOD VACCINE (TT)
- e. MEASLES VACCINE
- f. PENTAVALENT VACCINE
- g. BACILLUS CAMETTÉ GUERIN VACCINE (BCG)
- h. IPV
- i. HEPETITIS B VACCINE
- j. HEPETITIS A VACCINE
- k. MMR
- l. PNEUMOCOCCAL POLYSACHARIDE VACCINE

Prof. & Head
Dept. of Community Medicine (P.S.M.)
A.I.M.S. Dewas (M.P.)

➤ SLIDES

- a. Housefly Egg W.M.
- b. Housefly Larva W.M.
- c. Housefly Pupa W.M.
- d. Housefly Male W.M.
- e. Housefly Female W.M.
- f. Housefly Leg W.M.
- g. Housefly M.P. W.M.
- h. Housefly Wing W.M.
- i. Culex Egg
- j. Culex Larva
- k. Culex Pupa
- l. Culex adult
- m. Culex Adult
- n. Culex M.P.
- o. Culex Leg
- p. Mosquito Egg
- q. Mosquito Larva
- r. Mosquito Pupa
- s. Mosquito Adult
- t. Mosquito M.P.
- u. Mosquito Leg
- v. Anopheles Pupa
- w. Anopheles Larva
- x. Bed Bug
- y. Bed Bug Leg
- z. Ascaris Egg
- aa. Ascaris Male
- bb. Ascaris Female
- cc. Sand Fly Egg
- dd. Sand Fly Larva
- ee. Sand Fly Pupa
- ff. Sand Fly Male
- gg. Sand Fly Female
- hh. Fruit Fly Male
- ii. Fruit Fly Female
- jj. Head Lice Male
- kk. Head Lice Female
- ll. Hook Worm
- mm. Soft ick
- nn. Hard Tick
- oo. Tape Worm Proglottid C.S.
- pp. Tape Worm Proglottid Mature


Prof. & Head
Dept. of Community Medicine (P.S.)
A.I.M.S. Dewas (M.P.)

- qq. Tape Worm Progolottid Immature
- rr. Tape Worm Scolex
- ss. Cockroach M.P.
- tt. Cockroach Leg
- uu. Cockroach Antena
- vv. Fasciola Hepatica
- ww. Daphnia
- xx. Cylops

➤ **SPECIMEN**

- a. Green Gram
- b. Bengal Gram Pulse
- c. Black Gram Urad
- d. Red Gram
- e. Kesari Dal
- f. Mustard Seeds
- g. Sesame Seeds
- h. Jaggery
- i. Chawali
- j. Ground Nut
- k. Peas
- l. Jowar
- m. Ragi
- n. Rajma
- o. Bajra
- p. Ghee
- q. Edible Oil
- r. Iodised Salt
- s. Soyabean
- t. Rice
- u. Wheat
- v. Maize
- w. Tapeworm
- x. Guinea Worm
- y. Pin Worm
- z. Hook Worm
- aa. Pediculus Insecta
- bb. Dracunculus Medinensis
- cc. Liver Fluke (Fasciola Hepatica)

Prof. & Head
Dept. of Community Medicine (P.S.M.),
A.I.M.S. Dewas (M.P.)

Medico-Social Work Section Staff Report


This report details the staff members of the Medico-Social Work section, including their names, qualifications, type of appointment, and work experience

Name	Qualifications	Appointment [Regular/Contractual]	Work Experience (Years)
Mr. Raj Singh Sikarwar	Post Graduate (Master in Social Works)	Regular	9 Year
Mr. Shankar Lal Prajapati	Graduate (Batchelor in Arts)	Regular	6 Year


Prof. & Head
Dept. of Community Medicine (P.S.M.)
A.I.M.S. Dewas (M.P.)

Annexure V
Village-Wise Data Summary

Village/Urban Block Name	Adopted Since (Years)	Population	Distance from College (in km)	Families Adopted	Number of Yearly Visits
Sarsoda	2023	1877	38	150	4
Phawda	2023	3745	42	150	4
Rolupipliya	2023	1052	42	150	4
Arniya Jagir	2023	1056	38	150	4
Rajoda	2023	1230	40	150	3
Piploda Dwarkadhish	2023	3500	10	250	3
Bairagarh	2022	2170	5	250	4
Sonda	2023	1640	22	250	3
Sindani	2023	1500	20	250	3
Bijepur	2023	1500	25	250	3
Achlukhedi	2023	1800	10	250	4
Singawada	2022	2920	4	250	4
Ralamandal	2023	1800	30	250	3
Rupakhedi	2023	1200	10	200	4
Bhimsi	2022	900	6	100	4
Antraliya	2023	1750	9	200	4
Karnakhedi	2023	800	8	125	4
Hirli	2023	760	10	125	4
Jamgod	2023	1600	26	250	4
Khatamba	2023	3100	22	200	4
Pitawali	2023	500	45	50	4
Gurjar Bapchya	2023	1600	25	200	4
Durga Nagar	2023	500	20	50	4
Ram Nagar	2023	750	18	90	4
Chhapri	2023	1200	25	160	4
Kumariya	2023	1000	20	100	4
Nagora	2024	1200	20	150	4


Prof. & Head
Dept. of Community Medicine (P.S.M.),
A.I.M.S. Dewas (M.P.)

Annexure V
Summary

- **Total Villages/Urban Blocks Adopted: 27**
- **Average Families Adopted per Village: 180 (approx.)**
- **Total Families Adopted: ~4860**
- **Yearly Visits Conducted: 3–4 visits per village**

Activities Conducted

- Family health survey and maintenance of records.
- Immunization drives and maternal & child health services.
- IEC sessions on sanitation, nutrition, NCDs, communicable diseases.
- Screening for anaemia, hypertension, diabetes.
- Participation in National Health Programmes (NTEP, NVBDCP, IDSP, RCH).

Conclusion

The village adoption programme provides **field exposure** to students, strengthens **community linkage**, and ensures the department's compliance with **NMC norms for Community Medicine training**.


Prof. & Head
Dept. of Community Medicine (P.S.M.)
A.I.M.S. Dewas (M.P.)

DEPARTMENT OF OPHTHALMOLOGY

Amaltas Institute of Medical Sciences, Dewas

Facilities Available in the Department

The Department of Ophthalmology at Amaltas Institute of Medical Sciences, Dewas, is adequately equipped with infrastructure, teaching-learning resources, laboratory facilities, and research support systems required for undergraduate medical education. All facilities available in the department are in accordance with the guidelines prescribed by the National Medical Commission (NMC).

The department has well-established teaching facilities, including spacious demonstration rooms equipped with audiovisual aids such as LCD projectors, Slit Lamp, slide projectors, multimedia projectors, television, and other modern teaching tools to facilitate effective learning.

A dedicated minor OT and major operation theatre are available for performing procedures such as cataract surgery (SICS and phacoemulsification), pterygium surgery, and other anterior segment surgeries under strict aseptic conditions.

The department also has a departmental library-cum-seminar room with a total of **72 books**, including standard textbooks and reference materials to support academic activities.

A dedicated research laboratory is available to promote research activities among faculty and students.

The department is equipped with a wide range of instruments and teaching aids essential for ophthalmology practical training, clinical examination, and demonstrations. Clinical cases are demonstrated using slit-lamp examination, fundus photography, charts, models, and videos in accordance with ethical guidelines.


List of Facilities Available

Infrastructure:

- Room for Professor and Head of the Department
- Rooms for Associate Professors
- Rooms for Assistant Professors/Lecturers
- Rooms for Tutors/Demonstrators
- Departmental office-cum-clerical room
- Room for non-teaching staff

Teaching and Learning Facilities

- Demonstration rooms with audiovisual teaching aids


Dr. Shishir Urdhwaresh
Professor M.S.
Department of Ophthalmology
Reg. No. MP-2694
AIMS, Dewas (M. P.)



- Multimedia projectors, overhead projectors, and slide projectors
- Television and digital teaching support systems.
- Models, charts, and audiovisual learning materials

Laboratories

- Wet Lab

Library and Academic Resources

- Departmental library-cum-seminar room
- Total number of books: 72

Major Equipment and Instruments


1. 3 Ophthal slit lamp-1-Model (A/A-12 3 SL)
- 2-Ward(A/A-12 3 SL)
- 3- (A/A-12 3 SL)
2. Oct-3D Oct-1 Mastero 2 (Topcon)
3. Perimetry-Henson 900
4. Ark Nidek ARK-1
5. A scan-SonopTek A-Scan
6. 2-OT microscope-Ziess- MODEL NO. OPMILUMERA 300 (305 944-9004-000)
7. Phaco machine-Oertli Swiss- MODEL NO.LATARHEX3
8. DO-Heine Beta 200 LED
9. Streak Retinoscope-Heine Beta 4 USB
- 10.IDO with 20D and 900 lens-AAIO Wireless (Appaswamy Associates) with 900 and 200 lens VOLK Lens
- 11.Prism bar
12. Raf ruler
- 13.Maddox wing
14. Genioscopy Mirror

Clinical and Sensory Examination Equipment

- Direct and indirect ophthalmoscope
- Visual acuity charts and color vision chart
- Streak retinoscope


Support Equipment

- Computers with printers and laptops
- Photocopier and scanner
- Multimedia projectors with screens
- Sterilizers and refrigerators
- Instrument trolleys and stopwatches Oxygen and carbon dioxide cylinders with trolleys
- Voltage stabilizers and ophthalmic instrument accessories


Dr. Shishir Brdhwareshe
 Professor M.S.
 Department of Ophthalmology
 Reg. No. MP-2694
 AIMS, Dewas (M. P.)




S.No.	Name of Equipment	Quantity
01	Digital Spectrophotometer	01
02	PH meter	01
03	Incubator	01
04	Magnetic Stirrer	01
05	Paper Electrophoresis	01
06	Gel electrophoresis apparatus	01
07	Centrifuge	01
08	Flame photometer	01
09	Water bath	01
10	Double Distillation unit	01
11	Colorimeter	01
12	Binocular Microscope	01
13	Weighing Machines (Analytical)	01
14	Micropipette (05-50 µl)	02
15	Cryostat (Frozen section machine)	01
16	Slide Box (13 Large + 02 Small)	15
17	Slide Stand	03
18	L-Mode	05
19	Holder	05
20	Microwave	01
21	Micro-pipette (5ul)	02
22	Digital timer clock (1 Old + 2 New)	03
23	Measuring Cylinder (Glass) 100 ml	01
24	Reagent Bottle (Glass) (500ml + 200ml)	5+1
25	Rectangular petridish (Glass)	06
26	Slide stand	01
27	Regent Holder (wooden 6 heele)	02
28	Rectangular water bath	01
29	Centrifuge Machine	01
30	Weighing Machine	01
31	Hot Plate	01
32	Microtome Rotary	01
33	Beaker - 250 ml (Plastic)	04
34	Sprit lamp	01
35	Slide Cabinet	01
36	Refrigerator	01
37	Binocular Microscope	01
38	BOD Incubator	01
39	Compound Microscope	01
40	Water Bath	01


Dr. Shishir Upadhyay
 Professor M.S.
 Department of Ophthalmology
 Reg. No. MP-2694
 AIMS, Dewas (M. P.)

41	Auto Clave	01
42	Universal Indicator disk	01
43	PH Meter	01
44	Chemical Balance	01
45	Tube stand	01
46	Small tube stand	01
47	Slide stand	01
48	Slide box	01
49	Centrifuge machine	01
50	VDRL Shakes	01
51	Electrophoresis apparatus (Paper)	01
52	Inoculation hoop (wire)01	01
53	Bicycle Ergo Graph	01
54	Stethoscope	01
55	BP Instrument	01
56	Inch tape	01
57	Acto Photo Meter	01
59	Disintegration test Apparatus	01
60	Binuclear Microscope	01
61	Kymograph	01
62	Analgesio meter	01
63	Rectangular water Bath	01
64	Electro convulse meter	01
65	Digital Rota Rod	01


S.No.	Name of Laboratory	Quantity
1	Visual field analyser(Perimetry test)	01
2	OCT	01
3	Tomey Topography Modeling System	01
4	FFA	01
5	ERG	01
6	B scan	01
7	Optical biometer	01
8	Keratometer	01
9	Fundus Photography	01
10	Optical dispensary	01
11	Maddoxrod Test	01
12	Perimetry test	01
13	Streak Retino Scope	01
14	Stil Lamp Examination	02


Dr. Shishir Urdhwarshie
 Professor M.S.
 Department of Ophthalmology
 Reg. No. MP-2694
 AIMS, Dewas (M. P.)


Amaltas Institute of Medical Science, Dewas

Accession Register : OPHTHALMOLOGY

S.no.	Acc.no	Name of Author	Title of the Book	Vol.	Ed.	Publication	Year
1	1121	GALEANA	LASIK LASEK THE NEW HORIZONS IN QUALITY OF VISION		1	HIGHLIGHT	2015
2	1122	YANOFF	OPHTHALMOLOGY		4	ELSEVIER	2015
3	1125	AGARWAL	PHAKO PHAKONIT AND LASER PHAKO Q FOR THE BEST		1	HIGHLIGHT	2015
4	1444	GUTHOFF	OCULOPLASTICS AND ORBIT		1	SPRINGER	2016
5	1445	KAISER	MASSACHUSETTS EYE AND EAR INFIRMARY ILLUSTR		4	ELSEVIER	2015
6	1446	KHURANA	THEORY AND PRACTICE OF OPTICS AND REFRACTION		3	ELSEVIER	2015
7	1449	NEMA	T B OF OPHTHALMOLOGY		6	JAYPEE	2015
8	1451	SHAARAWY	GLAUCOMA THERAPY CURRENT ISSUES		1	MARTIN	2011
9	1454	SIHOTA AND TANDON	PARSONS DISE OF THE EYE		22	ELSEVIER	2011
10	1458	KHURANA	COMPUTER OPHTHALMOLOGY		1	THIEME	2015
11	2814	MOREIRAS	ORBIR EXAMINATION DIAGNOSIS MICROSURGERY	1	1	HIGHLIGHTS	2015
12	2815	MOREIRAS	ORBIR EXAMINATION DIAGNOSIS MICROSURGERY PATHOLOGY	2	1	HIGHLIGHTS	2015
13	2816	BOYEL	INNOVATIONS IN THE GLAUCOMAS ETIOLOGY DIAGNOSIS AND MANAG		1	HIGHLIGHTS	2015
14	2821	GERSTON BLITH	WILLS EYE MANUAL		6	LWW	2015
15	3118	BRAD, BOWLING	KANSKIS CLINICAL OPHTHALMOLOGY		8	ELSEVIER	2016
16	3126	AGRAWAL, M L	CLINICAL EXAMINATION OF OPHTHALMIC CASES		3	CBS	2016
17	3128	FINEMAN, MITCHELL S.	COLOR ATLAS AND SYNOPSIS OF CLINICAL OPHTHALMOLOGY RETINA		2	WOLTERS KLUWER	2012
18	3131	NELSON, LEONARD	COLOR ATLAS AND SYNOPSIS OF CLINICAL OPHTHALMOLOGY PEDIATRIC OPHTHALMOLOGY		1	WOLTERS KLUWER	2012
19	3132	PENNE, ROBERT B	OCULOPLASTICS		2	WOLTERS KLUWER	2012
20	3133	PENNE, ROBERT B	OCULOPLASTICS		2	WOLTERS KLUWER	2012
21	3134	GARG, SUNIR J	COLOR ATLAS AND SYNOPSIS OF CLINICAL OPHTHALMOLOGY UVEITIS		1	WOLTERS KLUWER	2012
22	3135	GARG, SUNIR J	COLOR ATLAS AND SYNOPSIS OF CLINICAL OPHTHALMOLOGY UVEITIS		1	WOLTERS KLUWER	2012
23	3136	RAPUANO, CHRISTOPHER J	COLOR ATLAS AND SYNOPSIS OF CLINICAL OPHTHALMOLOGY CORNEA		2	WOLTERS KLUWER	2012
24	3137	RAPUANO, CHRISTOPHER J	COLOR ATLAS AND SYNOPSIS OF CLINICAL OPHTHALMOLOGY CORNEA		2	WOLTERS KLUWER	2012
25	4796	KAISER, PETER K	MASSACHUSETLS EYE AND EYE AND EAR INFIRMARY ILLUSTRATED MANUAL OF OPHTHALMOLOGY		4	ELSEVIER	2015
26	4808	KHURANA, A K	REVIEW OF OPHTHALMOLOGY		6	JAYPEE	2015
27	4809	ALLINGHAM, R RAND	SHIELDS T B OF GLAUCOMA		6	WOLTERS KLUWER	2011



Dr. Shishir Urdhwarshie
 Professor M.S.
 Department of Ophthalmology
 Reg. No. MP-2694
 AIMS, Dewas (M. P.)

28	4820	CHAWLA, HECTOR BRYSON	OPHTHALMOLOGY A SYMPTOM BASED APPROACH		3	REED EDU	1999
29	4828	SOOD, SUNANDAN	DISORDERS OF RETINA AND VITREOUS		1	CBS	2014
30	4829	GIPE, ABIGAIL	CONJUNCTIVIS HANDBOOK MSO		1	FOSTER	2015
31	4831	KALEVAR, V	CLINICAL OPHTHALMOLOGY		1	ANE	2008
32	4839	CHAUDHARY, MONICA	CONTACT LENS PRIMER		1	JAYPEE	2016
33	4846	MANDAVA, SURESH	COLOR ATLAS OF OPHTHALMOLOGY		1	THIEME	1999
34	4848	LANGSTON, PAVAN DEBORAH	MANUAL OF OCULAR DIAGNOSIS AND THERAPY		6	WILEY	2015
35	4911	BHENDE, MUNA	ATLAS OF OPHTHALMIC ULTRASOUND AND ULTRASOUND BIOMICROSCOPY		2	JAYPEE	2013
36	4912	SHETTY, K BHUJANG	NARAYANA, NETHRALAYAS NEWER DIAGNOSTIC IMAGING IN OPHTHALMOLOGY		1	JAYPEE	2005
37	4914	DUTTA, L C	MODERN OPHTHALMOLOGY VOL-2	1	3	JAYPEE	2013
38	4915	DUTTA, L C	MODERN OPHTHALMOLOGY VOL-3	2	3	JAYPEE	2013
39	4916	DUTTA, L C	PHACOEMLUSIFICATION	3	3	JAYPEE	2013
40	4918	AGARWAL, AMAR	COMPREHENSIVE OPHTHALMOLOGY		4	JAYPEE	2012
41	6578	KHURANA, A K	OPHTHALMOLOGY SECRETS IN COLORS		7		2019
42	6762	GAULT JANICE A	THEORY AND PRACTICE OF OPTICS AND REFRACTION		1		2016
43	6882	KHURANA, A K	OCULAR FUNDUS FROM FINDING TO DIAGNOSIS		4		2018
44	6994	WOLF	OPHTHALMOLOGY WITH DVD		1		
45	6996	NEMA	OPHTHALMOLOGY WITH DVD		6		
46	8220	AGARWAL, AMAR	COLOR ATLAS OF OPHTHALMOLOGY		1		
47	8221	YANOFF, MYRON	OPHTHALMOLOGY		1		
48	8223	TABANDEH,	RETINA IN SYSTEMIC DISEASES: A COLOR MANUAL OF OPHTHALMOSCOPY		2		
49	8225	TABANDEH,	RETINA IN SYSTEMIC DISEASES: A COLOR MANUAL OF OPHTHALMOSCOPY		2		
50	8229	GOLDBERG, STEPHEN	OPHTHALMOLOGY INTERACTIVE ED				
51	8237	SHAW MARRY E.	OPHTHALMIC NURSING		3		
52	8242	AGARWAL, M.C.	CLINICAL EXAMINATION OF OPHTHALMIC CASE		1		
53	8250	CHATTERJEE'S B.M.	HAND BOOK OF OPHTHALMOLOGY		2		
54	8253	AGARWAL AMAR	MANUAL OF NEURO OPHTHALMOLOGY		6		
55	8255	AGARWAL AMAR	MANUAL OF NEURO OPHTHALMOLOGY		3		
56	8256	NEMA, H V.	T.B. OF OPHTHALMOLOGY		1		
57	8260	MISHRA, DEEPAK	ESSENTIAL IN OPHTHALMOLOGY		4		
58	8262	COHN, STEPHEN M.	50 LANDMARK PAPERS EVERY TRUMA SURGEON		1		
59	8265	SEBASTION, DEEPAK	PRINCIPAL OF MANUAL THERAPY		3		


Dr. Shishir Dhanwar
 Professor M.S.
 Department of Ophthalmology
 Reg. No. MP-2694
 AMO, Dewas (M. P.)



60	8266	SINHA, RAJESH	T.B. OF CONTACT LENSES	1		
61	8267	IRFAN, SAMEERA	UNDERSTANDING STRABISMUS	5		
62	8274	FRIEDMAN, NEIL J	CASE REVIEW IN OPHTHALMOLOGY	1		
63	8276	BATTERBURG, MARK	OPHTHALMOLOGY AN ILLUSTRATED COLOUR TEXT	5		
64	8300	EFRON, NATHAN	CONTACT LENSE PRACTICE	23		
65	8301	JENKIN, MICHAEL	CORTICAL MECHANISMS OF VISION	6		
66	8303	KHURANA A K	THEORY AND PRACTICE OF OPTICS AND REFRACTION	1		
67	8307	RAY, GEORGE	COMMON EYE INFECTIONS	5		
68	8308	GIPE, ABIGAIL	ADVANCED RESEARCH IN KERATITIS	1		
69	8309	AGARWAL'S LALIT	PRINCIPLES OF OPTICS AND REFRACTION	3		
70	8324	SANDFORD, SMITH	EYE DISEASES IN HOT CLIMATES	3		
71	8325	ROWE, FIONE	VISUAL FIELD VIA THE VISUAL PATHWAY	5		
72	8333	SIHOTA, RAMANJIT	PERSON'S DISEASES OF THE EYE	1		


Dr. Shishir Urdhwarshhe
 Professor M.S.
 Department of Ophthalmology
 Reg. No. MP-2694
 AIMS, Dewas (M. P.)



DEPARTMENT OF Surgery

Amaltas Institute of Medical Sciences, Dewas

Facilities Available in the Department

List of Facilities Available

Infrastructure:

- Room for Professor and Head of the Department
- Rooms for Associate Professors
- Rooms for Assistant Professors/Lecturers
- Rooms for Tutors/Demonstrators
- Departmental office-cum-clerical room
- Room for non-teaching staff

Teaching and Learning Facilities:

- Demonstration rooms with audiovisual teaching aids
- Multimedia projectors, overhead projectors, and slide projectors
- Television and digital teaching support systems
- Models, charts, and audiovisual learning materials

Laboratories

- Amphibian laboratory with preparation room
- Mammalian laboratory with preparation room
- Clinical Physiology Laboratory
- Research laboratory

Library and Academic Resources

- Departmental library-cum-seminar room
- Total number of books: 130

for Dewas
Dr. Dilip Kothari
M.S., F.A.C.R.S.I
Professor & HOD (General Surgery)
Amaltas Institute of Medical Sciences
MCI Reg. - 8147



Major Equipment and Instruments

- Kymographs, myographs, induction coils, stimulators, and time markers
- Microscopes, hemocytometers, hemoglobin meters
- Centrifuges, colorimeters, pH meters, incubators
- ECG machines, polygraphs, ergographs
- Spirometers, gas analysis apparatus, Douglas bags
- Sphygmomanometers and stethoscopes

Clinical and Sensory Examination Equipment

- Ophthalmoscopes and perimeter apparatus
- Color vision testing equipment and Maddox rods
- Tuning forks and dynamometers
- Aesthesiometers and reflex hammers

Support Equipment

- Computers with printers and laptops
- Photocopier and scanner
- Multimedia projectors with screens
- Sterilizers and refrigerators
- Instrument trolleys and stopwatches
- Oxygen and carbon dioxide cylinders with trolleys
- Voltage stabilizers and laboratory glassware

Equipment	S.No.	Name of Equipment
	01	Digital Spectrophotometer
	02	PH meter
	03	Incubator
	04	Magnetic Stirrer
	05	Paper Electrophoresis
	06	Gel electrophoresis apparatus
	07	Centrifuge
	08	Flame photometer
	09	Water bath
	10	Double Distillation unit
	11	Colorimeter
	12	Binocular Microscope
	13	Weighing Machines (Analytical)
	14	Micropipette (05-50 µl)
	15	Cryostat (Frozen section machine)
	16	Slide Box (13 Large + 02 Small)
	17	Slide Stand
	18	L-Mode
	19	Holder
	20	Microwave
	21	Micro-pipette (5ul)
	22	Digital timer clock (1 Old + 2 New)
	23	Measuring Cylinder (Glass) 100 ml
	24	Reagent Bottle (Glass) (500ml + 200ml)
	25	Rectangular petridish (Glass)
	26	Slide stand
	27	Regent Holder (wooden 6 heele)
	28	Rectangular water bath
	29	Centrifuge Machine
	30	Weighing Machine
	31	Hot Plate
	32	Microtome Rotary
	33	Beaker - 250 ml (Plastic)
	34	Sprit lamp
	35	Slide Cabinet
	36	Refrigerator
	37	Binocular Microscope
	38	BOD Incubator
	39	Compound Microscope
	40	Water Bath
	41	Auto Clave
	42	Universal Indicator disk
	43	PH Meter
	44	Chemical Balance
	45	Tube stand
	46	Small tube stand
	47	Slide stand
	48	Slide box
	49	Centrifuge machine
	50	VDR L Shakes

	51	Electrophoresis apparatus (Paper)
	52	Inoculation hoop (wire)01
	53	Bicycle Ergo Graph
	54	Stethoscope
	55	BP Instrument
	56	Inch tape
	57	Acto Photo Meter
	59	Disintegration test Apparatus
	60	Binuclear Microscope
	61	Kymograph
	62	Analgesio meter
	63	Rectangular water Bath
	64	Electro convulse meter
	65	Digital Rota Rod
Research Projects completed in past 3 years	150	
List the Research projects in progress in research lab	52	

List of books

No.	Code	Author(s)	Title
1	5106	Karl Maloni	Current Concepts in Urology
2	3886	Bhattacharya	Short Cases in Surgery
3	1406	Maulana M Ansari	Management of Trauma
4	9576	Nicolas T. Schwarz	General and Visceral Surgery Review
5	6701		Manipal Manual of Clinical Method in Surgery
6	9600	David Soybel	Bluprints in surgery
7	5403	K. Kremer	Atlas of operative surgery
8	9515	William E. G Thoms	Oxford textbook of fendramentals of surgery
9	9493	Michael m. Henry Jeremy N. Thompson	Clinical Surgery
10	5408	Normans, Willliams	Bailey & Love's Volume II Short Practice of Surgery
11	5444	Brain W Ellis, Simon Paterson Brown	Hamilton Bailey '& emergency surgery
12	6685	Somen Das	A Concise textbook of surgery
13	4845	Raoul Tubiana	Atlas of surgical exposures of the upper ane lower extremities
14	3289	Recent Advances in surgery	Lrving taylor colin Johnson
15	5085	T.C Goel	Practical Surgery Long Clinical Cases diagnosis and viva voce
16	5451	S.Das	A Text book on surgical short cases
17	2257	Sriram Bhat	SRB's Bed Side clinics in surgery
18		G.A.G Decker	Surgical Anatomy
19	5111	Vinod Kumar Nigam	Essentials of abdominal wall hernias.
20	1089	Pramila Bhalla	Text Book For operation room teachicians II
21	5124	R Rajamahendra	Short Cases in Surgery
22	2278	Makhan lal Saha	Bedside Clinical Surgery
23	5115	Dimitrije E. Panfilow m.d	Cosmetic Surgery Today
24	9540	S.Das	A Concise textbook of Surgery
25	9536	Vipul D Yagnik	Operative Surgery
26	6688	S Das	Clinical Surgery
27	2779	R.W. Parks T. Diamond	Surgery MCQS and EMQS
28	2772	Dr. Vipul Yagnik	Fundamentals of operative
29	9517	T.C Goel Apul Goel	A Method of clinical surgery
30	9531	Judith E. Ritchie	Oxford case Histories in General Surgery
31	5137	Makhan Lal saha	Bedside Clinical in Surgery II
32	9579	Sriram Bhat M	SRB'S Clinical methods in surgery III

33	9620	Jonathan A myers,	Common Surgical Diseases II
34	2265	Margaret Farquharson	Forauharson's Texbook of operative General Surgery
35	6851	C Palanivelu	Art of Laproscopic surgery volume I
36	9611	Gabriel Tyler	Congenital diapheagnatic hernia Uniques Companion part II
37	9602	Kartik G. Krishnan	An Illustrated Handbook of flap-Raising teachiques
38	9496	Steven D. wexner	Colon And Rectal Surgery
39	6857	C Palanivelue	Art of Laparoscopic surgery volume II
40	5425	J kyle Jar smith D Johnston	Surgical Handicraft
41	2280	Michael Trede	The art of surgery
42	2785		Surgical care at the District Hospital
43	10388	Subhash Khanna	Recent Advances in minimal access Surgery
44	6854	C Palanively	Art of laparoscopic Surgery Volume IV
45	5443	John S P Lumley, Anilk D'Cruz	Hamilton Bailey'S Demonstrations of physical signs in clinical surgery
46	9525	S. Devaji Rao	Clinical Manual of surgery
47	D-3	James D.Hardy	Texbook of Surgery
48	D-27	David C. Sabiston	Davis- Christopher text book of surgery
49	D-21	A.J Harding Rains	Bailey& Love's short practice of surgery
50	D-34	A J Harding Rains	Bailey& Love's short practice of surgery
51	D-13	C.H Watson	British Journal of Plastic surgery
52	D-31	John Ransom Lewis,	Atlas of Aesthetic Plastic Surgery
53	D-7	James W. Smith	Grabb And Smith's Plastic Surgery
54	D-1	A J Harding Rains	Bailey& Love's short practice of surgery
55	D-1	B.P Chatterjee	A Short Text book of Surgery
56	D-4	William Boyd	Surgical Pathology
57	9612	Judith E. Ritchie	Oxford case Histories in General Surgery
58	9506	K.C Gupta	Oral and Maxillofucial Surgery Part I
59	9497	Stephen J. Haines	Evidence – Based Neuro-Surgery
60	9501	Duke.S. Samson	Intracranial Aneurysm Surgery Basic Principles and techniques
61	5101	F.Charles Brunicardi	Scwartz's Manual of Surgery
62	9568	Mary E. Klingensmith paul E. wise	The Washington manual of surgery
63	5420	G.A .G decker	Surgical Anatomy
64	5419	G.A.G Decker	Surgical Anatomy
65	1091	Mary E. Elingensmith	The Washington manual of surgery
66	9566	Mary E. Klingensmith paul E.wise	The Washington manual of surgery

67	5099	John H lemmer	Handbook of patient care in cardiac surgery
68	5098	John H lemmer	Handbook of patient care in cardiac surgery
69	9616	Peter M. Dawson	Clinical Surgery
70	3271	S Jeswanth	Surgery Manual for Residents
71	9586	MM Kapur	Handbook of Instruments
72	9527	Mark Devenport	Paediatric Surgery
73	9499	Nicholas J. Zyromski	Handbook of Hepato-Pancreatobiliary surgery
74	D-35	Rob's Smith's	Rob & Smith's Operative
75	D-28	Lawrence W. Way	Current Surgical Diagnosis Treatment
76	D-33	B.P Chatterjee	A Short text book of surgery I
77	D-32	James D Hardy	Rhoads Texbook of Surgery
78	D-11	James Kyle	Surgical Handicraft
79	D-17	D.J. Dv Plessis	A Synopsis of surgical Anatomy
80	D-24	B.P Chatterjee	A short Text book of Surgery
81	D-8	Marellal Hanumadass	The Art and science of burn wond management
82	D-20	Ian T. Jackson	plastic surgery
83	D-25	Jamal J.Hoballah	Plastic Surgery
84	D-12	M.Townsend	Sabiston Texbook of Surgery
85	9494	Amelia Foster	Recent Prog
86	9562	Ay Chary	Clinical and operative surgery
87	9562	Lorne H. Blackbourne	Advances Surgical Recall
88	D-18	Andrew.T. Raftery	Surgery (churchills's Pocket books)
89	9609	Lorne H.Blsckbourne	Advance Surgical Recall
90	9621	Andrew T. Raftery	Surgery (Churchill's Pocket Books)
91	9513	Anil Agrawal	Oxford Handbook of operative surgery
92	9623	Michael Lavelle- Jones	Master Medicine surgery
93	D-19	Alden H. Harken	Abermathy's surgical secrets.
94	D-15	I. Taylor	Surgery Recent Advances in
95	D-23	Bruce E. Jarrell	The National Medical Series for Independent Study Surgery
96	D-22	Moshe Schein Paul N. Ragers	Schein's Common sence Emergency abdominal surgery
97	D-10	Thomas c. King	Pre text self – Assessment And Review
98	D-6	H.W Carson	Modern Operative Surgery
99	D-5	K.Das	Clinical Methods in surgery
100	D-14	K.Das	Clinical Methods in surgery
101	D-9	Barnard E. Simon	Cosmetic Surgery A Consumer's guide
102	9599	Christopher J Young	Examination Surgery
103	9607	Singh Malika	Pressure injuries and pressure ulcers
104	9618	Stephen M. cohn	Trauma Surgery
105	1083	Pramila Bhalla	Operation Room Technicians

106	1046	S.Das	Operative Surgery
107	1408	Ay Chary	Clinical And Operative Surgery
108	5404	K.Kremer	Atlas of operative surgery Esophagus, Stomach , Duodenum
109	9619	Jonathan A myers	Common Surgical Diseases
120	9608	Micharl J. Zinner,	Maingot's Abdominal operations
121	5430	Courteny M. Townsend	Sabiston textbook of surgery II
122	5092	Courteny M. Townsend	Sabiston textbook of surgery II
123	D-2	Lloyd M. Nyhus	Mastery of surgery
124		KD Tripathi	Essentials of medical pharmacology
125		Sriram Bhat M.	SRB's Manual of Surgery
126		Ym Fazil Marickar.	Surgery For House Surgeons
127		G.K Pal	Medical Physiology
128		K Rajgopal Shenoy	Manipal Manual of surgery
129	5405	Norman S. Williams	Bailey & Love's
130	5070	K Rajgopal Shenoy Anitna Shenoy	Short Practice of Surgery Manipal Manual of Surgery

DEPARTMENT OF PHYSIOLOGY
Amaltas Institute of Medical Sciences, Dewas

Facilities Available in the Department

The Department of Physiology at Amaltas Institute of Medical Sciences, Dewas, is adequately equipped with infrastructure, teaching-learning resources, laboratory facilities, and research support systems required for undergraduate medical education. All facilities available in the department are in accordance with the guidelines prescribed by the National Medical Commission (NMC).

The department has well-established teaching facilities, including spacious demonstration rooms equipped with audiovisual aids such as overhead projectors, slide projectors, multimedia projectors, television, and other modern teaching tools to facilitate effective learning.

The practical teaching infrastructure includes amphibian, mammalian, and human physiology laboratories with adequate working space, preparation rooms, washbasins, storage facilities, and electrical provisions. A Clinical Physiology Laboratory is available with examination tables fitted with mattresses and adjustable features for clinical training. SOPs have been prepared for the usage of instruments to make them easy to manage.

The department also has a departmental library-cum-seminar room with a total of **115 books**, including standard textbooks and reference materials to support academic activities.

A dedicated research laboratory is available to promote research activities among faculty and students.


The department is equipped with a wide range of instruments and teaching aids essential for physiology practical training, clinical examination, and demonstrations. Animal experiments are demonstrated using computer-assisted learning, charts, models, photographs, and videos in accordance with ethical guidelines.

List of Facilities Available

Infrastructure:

- Room for Professor and Head of the Department
- Rooms for Associate Professors
- Rooms for Assistant Professors/Lecturers
- Rooms for Tutors/Demonstrators
- Departmental office-cum-clerical room
- Room for non-teaching staff

Teaching and Learning Facilities


Prof. & HOD
Department of Physiology
Amaltas Institute of

- Demonstration rooms with audiovisual teaching aids
- Multimedia projectors, overhead projectors, and slide projectors
- Television and digital teaching support systems
- Models, charts, and audiovisual learning materials

Laboratories

- Amphibian laboratory with preparation room
- Mammalian laboratory with preparation room
- Human physiology laboratories including hematology section
- Clinical Physiology Laboratory
- Research laboratory

Library and Academic Resources

- Departmental library-cum-seminar room
- Total number of books: 115

Major Equipment and Instruments

- Kymographs, myographs, induction coils, stimulators, and time markers
- Microscopes, hemocytometers, hemoglobin meters
- Centrifuges, colorimeters, pH meters, incubators
- Digital physiographs and student physiographs
- ECG machines, polygraphs, ergographs
- Spirometers, gas analysis apparatus, Douglas bags
- Sphygmomanometers and stethoscopes

Clinical and Sensory Examination Equipment

- Ophthalmoscopes and perimeter apparatus
- Color vision testing equipment and Maddox rods
- Tuning forks and dynamometers
- Aesthesiometers and reflex hammers

Support Equipment

- Computers with printers and laptops
- Photocopier and scanner
- Multimedia projectors with screens
- Sterilizers and refrigerators
- Instrument trolleys and stopwatches
- Oxygen and carbon dioxide cylinders with trolleys
- Voltage stabilizers and laboratory glassware

EQUIPMENT LIST (LAB WISE) Annexure - 1

<u>RESEARCH LAB</u>		
S.NO.	Name of Items	Qty.
1	Stage Incubator	01
2	Polygraphs	01
3	Basal metabolism apparatus	01
4	Sterilizer electric	03
5	Physiograph 3, channels, competes with accessories	02
6	Physiograph single channels with accessories	08
7	Calorimeter, photo electric	01
8	pH meter electric	01
9	Flam meter	01
10	Water bath	01
11	Hot Air over	01
<u>HEMATOLOGY EQUIPMENTS LIST</u>		
S.NO.	Name of Items	Qty.
1	Microscopes, oil immersion	90
2	Neubaure's chamber	90
3	Demonstration Eyes piece	04
4	Double demonstration Eye Piece	04
5	Westergren pipettes For E.S.R On Stand	60
6	Gas analysis apparatus, Haldane's students types	01
7	Gas analyzer-Automatic for, Co ₂ , O ₂ , N ₂	01
8	Haemoglobinometer, Sahil or hellige	60

9	Haemocytometer	60
10	Centrifuge, high speed with technometer etc.	01
11	Water distillation still with spare heating elements	01
12	All glass distillation apparatus double stage	01
13	Slides and glass were	As required
<u>CLINICAL LAB</u>		
1	Spiro meter, Ordinary	11
2	Sphygano meter	22
3	Stethoscopes	35
4	Stethoscopes, Demonstration with multiple ear pieces	-
5	Erogograph Mosses'	10
6	Thermometer Clinical	50
7	Compass aesthesiometer	11
8	Simple aesthesiometer	11
9	Hair Aesthesiometer	05
10	Thermaesthesiometer	05
11	Algometer	05
12	Apparatus for passive movements	05
13	Knee hammer	30
14	Bicycle ergometer	06
15	Olfactometer	01
16	Ophthalmoscope	02
17	Schematic Eyes	04
18	Phakoscope	02
19	Colour perception lantern Edridge green	2

20	Maddox rod	01
21	Newton colour wheel	01
22	Tuning forks to test hearing-32-10,000 cps (sets)	10 box
23	Dynamometer	02
24	Otorhinolaryngo scope	05
25	Perimeter priestly Smith S/LP:984 B & T	13
26	Stop Watches	14
27	Stethographs with belt	15
28	Perimeters with charts	05
29	Mary's tambour	30
AMPHIBIAN EQUIPMENTS LIST		
1	Electric time markers, 100/sec.	10
2	Tuning fork, time maker, 100/sec.	10
3	Electrodes, X-blocks, burette clamps, Enamel bowls brass upright, coarse and fine adjustments basin, spirit lamps copper wire (double cotton covered) Kymograph paper etc.	As required
4	Smoking outfit, with fume cupboard	01
5	Dale's bath for internal organ van Slyke's apparatus	02
6	Douglas bag, complete	06
7	Sherrington wood kymograph	10
8	Step down transformers	01
MAMMALIAN LAB EQUIPMENTS LIST		
1	Large Kymograph- Brodei Starling completes with respiration pump Motor time marker manometer	01
2	Motor time marker manometer	As required
3	Operation table	01

4	Volume recorders	08
5	Dale's bath for internal organs	30
6	Isolated Organs. Bath for students Complete with liver etc.	30
7	Animal Weighting machine, for small and big animal (for each)	01
8	Mary's Tambour	30
9	Venus and arterial canula (different sizes)(each)	40
10	Surgical instruments for operative procedures, Syringes, Pulleys, etc.	As required
11	Oxygen Cylinder with trolley	06
12	Co2 Cylinder with trolley	02
13	Electronic stimulator	01
14	Instruments trolley	01
15	Sherrington wood Kymograph	03

LIST OF LIBRARY BOOKS--- Annexure - 2

S.No.	ACC.	AUTHOR	TITLE	QUANTITY.
01	1921	Rutishauser	Physiology & Anatomy	01
02	1924	Rutishauser	Physiology & Anatomy	01
03	527	S. Sircar	Question & Answer in medical physiology	01
04	528	S. Sircar	Questions & Answers in medical physiology	01
05	2540	Datta c	Essentials of physiology	01
06	2541	Datta c	Essentials of physiology	01
07	1908	Pappano A	Cardiovascular Physiology	01
08	1919	Pramanik	Manual of practical physiology & MCQ book	01
09	2589	Tambwekar	Handbook quality assurance in laboratory medicine	01
10	1824	Chandrashekar	Practical physiology book	01
11	1900	Keele	Samson Wright's applied physiology	01
12	445	Chaudhuri	Concise medical physiology	01
13	449	Chaudhuri	Concise medical physiology	01
14	458	Shekhar	Manipal manual of physiology	01
15	467	Shekhar	Manipal manual of physiology	01
16	1833	Chatterjee's	Human physiology	01
17	1834	Chatterjee's	Human physiology	01
18	1883	Jose Anto	Compass the complete first MBBS practice	01
19	1886	Jose Anto	Manual anatomy physiology Biochemistry	01
20	2559	Pal G.K	Text Book of practical physiology	01
21	2561	Pal G.K	Text Book of practical physiology	01
22	451	Sembulingam	Essentials of medical physiology	01
23	547	Pal G.K	Text Book of medical physiology	01
24	548	Pal G.K	Text Book of medical physiology	01
25	1856	Hall	Text Book of medical physiology	01
26	1853	Hall	Text Book of medical physiology	01
27	571	Jain A.K.	Text Book of physiology vol 1	01
28	568	Jain A.K.	Text Book of physiology vol 2	01
29	1844	Cloutier	Respiratory physiology	01
30	1872	Johnson L.R.	Gastrointestinal physiology	01
31	1873	Johnson L.R.	Gastrointestinal physiology	01
32	521	S. Sircar	Principles of medical physiology	01
33	1820	Chandramouli	T. Book of physiology	01
34	1821	Chandramouli	T. Book of physiology	01
35	429	Tandon	Best S Taylor physiology base of medical practice	01
36	554	Khurana	T.B. of medical physiology	01
37	556	Khurana	T.B. of medical physiology	01
38	1868	Hall	T.B. of medical physiology	01
39	1869	Hall	T.B. of medical physiology	01
40	1801	Barette KE	Ganong's review of medical physiology	01
41	1800	Barette KE	Ganong's review of medical physiology	01
42	473	Jain A.K.	Manual of practical physiology & M.B.B.S. book	01
43	474	Jain A.K.	Manual of practical physiology & MCQ book	01
44	482	Khurana, 1	Medical physiology	01

S. No.	ACC.	AUTHOR	TITLE	QUANTITY
45	480	Khurana, 2	Medical physiology	01
46	560	Sathya P	T. Book of physiology	01
47	559	Sathya P	T. Book of physiology	01
48	533	Keele, C.A	Samson Wright's applied physiology	01
49	453	Reddy	Fundamentals of medical physiology	01
50	423	Shmaefsky, B	Applied anatomy physiology	01
51	426	Koepen, B.M.	Berre and levy physiology	01
52	1825	Chandrashekar M.	Practical physiology book	01
53	1830	Chandrashekar M.	Practical physiology book	01
54	1911	Pappano A.	Cardiovascular physiology	01
55	1916	Pappano A.	Cardiovascular physiology	01
56	2547	Marya, RK	Fundamentals of human physiology	01
57	2548	Marya, RK	Fundamentals of human physiology	01
58	503	Kapoor, R	Practical physiology	01
59	502	Kapoor, R	Practical physiology	01
60	1899	Joshi vs	Physiology prep. Manual for undergraduates	01
61	1892	Joshi vs	Physiology prep. Manual for under	01
62	486	Marya, RK	Medical physiology	01
63	487	Marya, RK	Medical physiology	01
64	541	Sathya P	Short note in physiology	01
65	540	Sathya P	Short note in physiology	01
66	2651	Bickley	Pocket guide to physical Examination	01
67	2649	Bickley	Pocket guide to physical Examination	01
68	2679	Hossain	Physical Diagnosis	01
69	1363	Shanbhag	Pharmacology for medical graduates	01
70	598	Umadethan	Forensic medical	01
71	2670	Hossain	Practical standard prescription	01
72	2850	Chattopadhyay	Obstetrior for undergraduates	01
73	1087	Bhalla	T.B. for operation room technicians	01
74	2827	Dutta	Applied Orthopaedic Biomechanics	01
75	1021	Yangala	Paras Prep manual pediatrics MBBS final part	01
76	873	Kumar KP	Handbook of antibiotic	01
77	849	Kumar G	H.B. of diabetes & diabetic emergencies	01
78	859	Kumar G	Current Concepts in sepsis management	01
79	867	Kumar	Medicine made easy	01
80	932	Stedman's	Pocket medical dictionary	01
81	722	Borah	Medical ethics	01
82	2576	Tambwekar	H.B. of quality assurance in laboratory medicine	01
83	1839	Chatterjee's	Human physiology	01
84	1842	Chatterjee's	Human physiology	01
85	930	Dorland's	Pocket medical dictionary	01
86	848	Kumar	Handbook of diabetes & diabetic emergency	01
87	2671	Hossain	Practical standard Prescription	01
88	2849	Chattopadhyay	Obstetrics for undergraduate	01
89	2824	Dutta	Applied Orthopaedic biomechanics	01
90	1085	Bhalla	T.book operation room technician	01

S.No.	ACC.	AUTHOR	TITLE	QUANTITY
91	874	Kumar K.	Handbook of antibiotics	01
92	2581	Tambwekar	H.B. of quality in laboratory medicine	01
93	422	Shmaefsky, B	Applied anatomy physiology	01
94	Dept.	G.K. Pall	Comprehensive Text book of Medical Physiology (Volume-01)	01
95	Dept.	G. K. Pall	Comprehensive Tex book of Medical Physiology (Volume-02)	01
96	Dept.	N. Geetha	Practical Physiology	01
97	Dept.	Dr. A. K. Jain	Medical physiology (Volume-01) 8 th Edition	01
98	Dept.	Dr. A. K. Jain	Text Book of Physiology (Volume-02) 8 th Edition	02
99	Dept.	Dr. A. K. Jain	Dr. A. K. Jain Manual of Practical Physiology	01
100	Dept.	Dr. Vishnu D Udani & Dr. S. G. Wankhede	Cardio- Respiratory fitness mental health - Doctors of Physiology in medical Physiology August - 2018 PhD- Thesis	01
101	Dept.	Dr. D. L. Ramchandra	Text Book of Medical Physiology	01
102	Dept.	Dr. D. L. Ramchandra	Text Book of Practical Physiology	01
103	Dept.	Dr. D. L. Ramchandra	Review of Medical Physiology	01
104	Dept.	Dr. Madan Mohan Trakroo, Laxmi Jatiya	Handbook of Practical Physiology	01
105	Dept.	N. Geetha	Practical Physiology	01
106	Dept.	Sircar	Principals of Medical Physiology	01
107	Dept.	P.N. Singh & Vishal Singh	Selected MCQ'S in Physiology	01
108	Dept.	Competency based Practical Physiology	L Prakash Reddy (4 th edition)	02
109	Dept.	Human Physiology	(N Geetha) (As per the Competency-based medical Education Curriculum)(NMC)	01
110	Dept.	Raxhmi Ramanathan	Physiology practical (As per the new Competency based Curriculum)	01
111	Dept.	Dr. A. K. Jain	Manual Practical Physiology (6 th Edition)(As per the revised MCI Curriculum- 2019)	01
112	Dept.	K Sembulingam Prema Sembulingam	Essentials of Medical Physiology (7 th Edition)	01
113	Dept.	G. K. Pal	Textbook of Medical Physiology (4 th edition)	01
114	Dept.	A.K. Jain	Manual of Practical Physiology (7 th Edition)	02
115	Dept.	G.K. Pal	Comprehensive Text book of Medical Physiology (with Case Scenarios & Clinical Applications) (3 rd Edition) (Volume-01 & Volume 02)	
Total Books=115				

DEPARTMENT OF ENT

Amaltas Institute of Medical Sciences, Dewas

Facilities Available in the Department

The Department of ENT at Amaltas Institute of Medical Sciences, Dewas, is adequately equipped with infrastructure, teaching-learning resources, laboratory facilities, and research support systems required for undergraduate medical education. All facilities available in the department are in accordance with the guidelines prescribed by the National Medical Commission (NMC).

The department has well-established teaching facilities, including spacious demonstration rooms equipped with audiovisual aids such as overhead projectors, slide projectors, multimedia projectors, television, and other modern teaching tools to facilitate effective learning.

The practical teaching infrastructure includes ENT laboratories with adequate working space, preparation rooms, washbasins, storage facilities, and electrical provisions. A Clinical ENT Laboratory is available with examination tables fitted with mattresses and adjustable features for clinical training. SOPs have been prepared for the usage of instruments to make them easy to manage.

The department also has a departmental library-cum-seminar room with a total of 107 books, & 43 Donated books including standard textbooks and reference materials to support academic activities.

A dedicated research laboratory is available to promote research activities among faculty and students.

The department is equipped with a wide range of instruments and teaching aids essential for ENT practical training, clinical examination, and demonstrations. Animal experiments are demonstrated using computer-assisted learning, charts, models, photographs, and videos in accordance with ethical guidelines.

List of Facilities Available

Infrastructure:

- Room for Professor and Head of the Department
- Rooms for Associate Professors
- Rooms for Assistant Professors/Lecturers
- Rooms for Tutors/Demonstrators
- Departmental office-cum-clerical room
- Room for non-teaching staff

for Jh
Dr. Abhay Gupta
H.O.D.
Reg. No. 1104E
Department of ENT
AIMS, Dewas



Teaching and Learning Facilities

Demonstration rooms with audiovisual teaching aids

Multimedia projectors, overhead projectors, and slide projectors

Television and digital teaching support systems

Models, charts, and audiovisual learning materials

Library and Academic Resources

Departmental library-cum-seminar room

Total number of books: 107 + 43

Support Equipment

Computers with printers and laptops

Photocopier and scanner

Multimedia projectors with screens

Sterilizers and refrigerators

Instrument trolleys and stopwatches

Oxygen and carbon dioxide cylinders with trolleys

Voltage stabilizers and laboratory glassware

EQUIPMENT LIST Annexure - 1

S.No.	Name of Equipment
01	Digital Spectrophotometer
02	PH meter
03	Incubator
04	Magnetic Stirrer
05	Paper Electrophoresis
06	Gel electrophoresis apparatus
07	Centrifuge
08	Flame photometer
09	Water bath
10	Double Distillation unit
11	Colorimeter
12	Binocular Microscope
13	Weighing Machines (Analytical)
14	Micropipette (05-50 μ l)
15	Cryostat (Frozen section machine)
16	Slide Box (13 Large + 02 Small)
17	Slide Stand
18	L-Mode
19	Holder
20	Microwave
21	Micro-pipette (5ul)
22	Digital timer clock (1 Old + 2 New)
23	Measuring Cylinder (Glass) 100 ml
24	Reagent Bottle (Glass) (500ml + 200ml)
25	Rectangular petridish (Glass)
26	Slide stand
27	Regent Holder (wooden 6 heele)
28	Rectangular water bath
29	Centrifuge Machine
30	Weighing Machine
31	Hot Plate
32	Microtome Rotary
33	Beaker – 250 ml (Plastic)
34	Sprit lamp

35	Slide Cabinet
36	Refrigerator
37	Binocular Microscope
38	BOD Incubator
39	Compound Microscope
40	Water Bath
41	Auto Clave
42	Universal Indicator disk
43	PH Meter
44	Chemical Balance
45	Tube stand
46	Small tube stand
47	Slide stand
48	Slide box
49	Centrifuge machine
50	VDRL Shakes
51	Electrophoresis apparatus (Paper)
52	Inoculation hoop (wire)01
53	Bicycle Ergo Graph
54	Stethoscope
55	BP Instrument
56	Inch tape
57	Acto Photo Meter
59	Disintegration test Apparatus
60	Binuclear Microscope
61	Kymograph
62	Analgesio meter
63	Rectangular water Bath
64	Electro convulse meter
65	Digital Rota Rod

Name of the Equipment

Operating Microscope with teaching aid

High speed drill in operation theatre

Flexible fiberoptic bronchoscope/ nasopharyngolaryngoscope

Rigid Pediatric Bronchoscopy set

Rigid Esophagoscopy set

Micro laryngoscopy set

Sinus endoscopy set
Mastoidectomy set
Tympanoplasty set
Stapes surgery set
Direct laryngoscopy set
Septoplasty set
Tonsillectomy set
Maxillectomy set
Microdebrider for sinus surgeries
Coblator System
Digital mono & bipolar cautery
Nerve stimulator/ monitor
HD digital camera with recording system
OAE
BERA
Impedance Audiometer
Pure tone audiometer
Sleep Lab (in the Institute)
Simulators for ear, nose surgeries
CO ₂ Laser
Other Lasers
Harmonic scalpel
Stroboscope/ High Speed camera
Suction Machine
Narrow Band Imaging

S.no.	Instruments
1	Tonsil Snare Wire
2	Tonsil Pillar Retractor and Dissector
3	Micro Scissor's Straight
4	Micro Scissors Curved
5	Malleus Head Nipper up
6	Malleus Head Nipper Down
7	Micro Suction Cannula 16,18,
8	Micro Suction Adapter
9	Lampert's Aural Speculum
10	Antrum ball Probe 45,90, Degree
11	Micro. Currette
12	Left & Right Fess Nasal Scissor
13	Fess Scissor 45, Degree
14	Nasal Packing Forcecep
15	Turbinate Scissor fine Tip
16	Hajek Septum Chisel
17	Ballenger Knife
18	Jobson Probe
19	Headlights
21	Ear Suction Cannula (14.16.18.20)
22	Micro Scissor's Straight
23	Back biting Forceps
24	Tuning fork (512)
25	Curved Nasal Suction
26	Headlights
27	Otoscope
28	Curved Thru cut Forceps
29	30 Degree Endoscope
30	0 Degree Endoscope
31	Girraffe Forceps Straight curved Forcep
32	Cup Micro Forcep
33	Canal wall elevator
34	Micro ear instruments Scissors
35	Micro ear instruments Alligator
36	Lucs Forcep
37	Ear Suction Cannula (14.16.18.20)
38	Tuning fork (512)
39	Curved Nasal Suction
40	Cup Micro Forcep
41	Lucs Forcep
42	Straight Blaksley
43	Alligator forcep (Small)
44	Micro Ear Flag Knife

45	Micro ear Cupped Forceps
46	Micro ear Curved elevator
47	ear Suction
48	House Graft Press Forceps
49	rosen micro Ear round Knife
50	Yankauer Suction tube
51	Micro ear sickle knife
52	Angled thru-cut Forceps
53	Cartilage Slicer
54	Nasal Suction
55	Lucs Forcep
56	Sickle Knife (Septoplasty)
57	Micro Ear Circular Knife
58	Micro Ear Ball Point
59	Micro ear Cupped Forceps
60	Ear Suction No.18
61	Micro Ear Suction Circular Knife
62	Micro Ear Flag knife
63	Micro Ear Curved Alligator Forceps
64	Micro ear sickle knife (Big)
65	Micro ear sickle knife (Small)
66	Micro Ear Curved Pick
67	Micro Ear Straight Scissor
68	Micro ear double ended sickle knife+circular knife
69	Turbinectomy scissor
70	Tilley's Nasal Packing Forcep
71	Angled Gouge
72	Gouge No.4
73	Micro Scissors
74	Sickle Knife
75	Micro alligator Forcep
76	Straight pick
77	Cutting Burr Set

List of department specific laboratories with important equipment: -

Name of Laboratory	List of Equipment and specifications in brief and work details
Audiometry room	<ul style="list-style-type: none"> ○ Pure Tone Audiometry ○ Impedance Audiometry ○ BERA (Brain Evoked Response Auditory) ○ OAE (Otoacoustic Emissions) ○ Mapping ○ Cochlear Implant ○ Neonatal Hearing screening ○ Neural Response Telemetry
Speech therapy room	<ul style="list-style-type: none"> ○ Speech & Language ○ AVT Therapy ○ Voice Therapy ○ Fluency therapy ○ Articulation Therapy ○ Oral Motor Therapy ○ AAC
Minor OT attached to OPD.	Yes
Temporal bone dissection lab	Yes
Endoscopic Sinus Surgery (FESS) Laboratory lab	Yes

Amaltas Institute of Medical Science, Dewas

Subject : ENT

S.No.	COPIES	Name of Author	Title of the book	V.	ED	Year
1	2	DHINGRA P L	DISEASES OF EAR NOSE AND THROAT		6	2014
2	3	NARAYANA G K	EAR SURGERY OTOITIS SURGERY TEXT AND ATLAS		1	2010
3	1	GULYA	GLASSCOCK SHAMBAUGH SURGERY OF THE EAR		6	2010
4	2	ERNST	HEAD AND NECK TRAUMA		1	2010
5	1	NAYAK H.	MANIPAL MANUAL OF ENDOSCOPIC SINUS SURGERY		2	2013
6	1	KIRTANE	OTORHINOLORYNGOLOGY HEAD AND NECK SURGERY SERIER : LARYNAGOLGY		1	2015
7	1	KIRTANE	OTORHINOLORYNGOLOGY HEAD AND NECK SURGERY SERIER : AMULTIDIS		1	2015
8	1	KIRTANE	OTORHINOLORYNGOLOGY HEAD AND NECK SURGERY SERIER : HEAD AND NECKSUR5		1	2015
9	1	KIRTANE	OTORHINOLORYNGOLOGY HEAD AND NECK SURGERY SERIER :OTOLOGY		1	2015
10	1	WIGAND	RESTITUTIONAL SURGERY OF THE EAR AND TERNPORAL BONE		1	2015
11	5	CHAUDHURI	SYNOPSIS OF OTORHINOLARYNGO LOGY		1	2013
12	10	CHARY	T B OF OTORHINOLARYNGOLOGY AND HEAD AND NECK SURGERY		1	2010
13	2	EGGERMAN	THE-NEUROSCIENCE OF TINNITUS		1	2012
14	1	KIRTANE	OTORHINOLARY GOLOGY HEAD AND NECK SWAGERY RHINOLOGY AND ENDO		9	2012
15	2	TULI B S	CLINICAL METHODS IN ENT		1	2011
16	3	ZAKIR, H	INSTRUMENTS IN OTORHINOLARYNGOLOGY		3	2009
17	1	WOLF	OCULAR FUNDUS		1	2016
18	1	BANSAL	ESS OF EARNOSE AND THROAT		1	2016
19	1	BARBARD	D AND D DEAFNESS		1	2011
20	1	TULI B S	CLINICAL METHODS IN ENT		1	2015
21	1	DHILLON	EAR NOSE AND THROAT AND HEAD AND NECK SURGERY		1	2015
22	5	DHINGRA P L	DISEASES OF EAR, NOSE AND THROAT		6	2014
23	5	MAQBOOL	T B OF EAR, NOSE AND THROAT DISEASES		12	2013
24	1	ZAKIR HUSSAIN	HANDBOOK OF ENT SURGERY		1	2010
25	1	WATKINSON	T B OF HEAD AND NECK SURGERY AND GEOLOGY		5	2015
26	10	MISHRA	OTOTLAYNGOLOGY AT THE ELEVENTH HOUR		1	2015
27	2	HAZARIKA, P	TEXTBOCK OF EAR, NOSE, THROAT AND HEAD AND NECK SURGERY		3	2016
28	2	MAQBOOL, MAHAMMAD	TEXTBOOK OF EAR, NOSE, AND THROAT DISEASES		12	2013
29	5	DHINGRA, P.L.	DISEASES OF EAR, NOSE AND THROAT AND HEAD AND NECK SURGERY		6	2016
30	2	HAZARIKA, PRODUL	CLINICAL AND OPERATIVE METHODS IN ENT AND HEAD AND NECK SURGERY		2	2016
31	1	HANNIGAN, STEVE	INHERITED METABOLIC DISEASES A GUIDE TO 100 CONDITIONS		1	2007
32	1	CORBRIDGE, RAGAN J	ESSENTIAL ENT SMART STUDY DERIES		2	2011
33	4	GEORGE, SHIBU	ENT AND HEAD AND NECK SURGERY		3	2016
34	5	CHARY, GEETHA	OTORHINOLARYNGOLOGY AND HEAD AND NECK SURGERY		1	2010
35	2	MAQBOOL, MOHAMMAD	T B OF NOSE AND THROAT DISEASES		12	2013

	1	FOSTER, JOY	ENDOCRINE SYSTEMS AND ITS DISEASES	1	2015
	1	DEBNATH, TIRTHANKAR	PUBLIC HEALTH AND PREVENTIVE DENTISTRY	3	2016
	1	HAZARIKA P	TEXT BOOK OF EAR, NOSE, THROAT AND HEAD - NECK SURGERY CLINICAL PRACTICE	4	2019
38	2	TRONSTAD, LEIF	CLINICAL ENDODONTICS	3	2009
39	1	LASKARIS GEORGE	TREATMENT OF ORAL DISEASES A CONCISE TEXTBOOK	1	2005
40					
41	5	SRIVASTAVA, VINAY KUMAR	MODERN PEDIATRIC DENTISTRY	1	2011
		Mc GURK MARK, JAMES COMBER	CONTROVERSIES IN THE MANAGEMENT OF SALIVARY GLAND DISEASE	1	2013
42	1				
43	1	THEISSING, JUERGEN	ENT-HEAD AND NACK-SURGERY ESSENTIAL PROCEDURES	1	2011
44	5	LLOYD, SIMON	ILLUSTRATED CLINICAL CASES ENT MEDICINE AND SURGERY	1	2019
45	1	ROGAN, J CORBRIDGE	ESSENTIAL ENT	2	2011
46	5	PUROHIT, J P	EXAM PREPARATION IN ENT AND HEAD - NECK SURGERY	1	2019
47	2	GEORGE, SHIBU	ENT AND HEAD AND NECK SURGERY	3	2016
48	2	LASKARIS GEORGE	TREATMENT OF ORAL DISEASES A CONCISE TEXTBOOK	3	2005
49	2	LEE K J AND ELIZABETH H TOH	OTOLARYNGOLOGY : SURGICAL NOTEBOOK	1	2005
50	1	LIN, HARRISON W	CUMMINGS REVIEW OF OTOLARYNGOLOGY	1	2017
51	5	BURTON, MARTIN	DISEASES OF THE EAR, NOSE AND THROAT	15	2003
52	3	GEORGE, SHIBU	ENT AND HEAD AND NECK SURGERY	3	2016
		Mc GURK MARK, JAMES COMBER	CONTROVERSIES IN THE MANAGEMENT OF SALIVARY GLAND DISEASE	2	2013
53	1				
54	1	WIGAND, MALTE ERIK	RESTITUTIONAL SURGERY OF THE EAR AND TEMPORAL BONE	1	2000
55	5	BHARGAVA, K B	SHORT BOOK OF ENT DISEASES	11	2019
56	1	VALENTE, MICHAEL	AUDIOLOGY CAPSTONE RESEARCH PRESENTATION	1	2011
57	10	SWAIN, SANTOSH KUMAR	PRACTICAL ENT	1	2018
58	1	ARORA, ASIT	PRACTICAL MANUAL OF THYROID AND PARATHYROID DISEASE	1	2010
59	1	KATZ, JACK	HANDBOOK OF CLINICAL AUDIOLOGY	7	2019
60	10	MISHRA, ANUPAM	OTOLARYNGOLOGY AT THE ELEVENTH HOUR	1	2008
61	6	HATHIRAM, BACHI T	EAR, NOSE AND THROAT SIMPLIFIED	3	2019
62	1	WELCH	NASOPHARYNGEAL CARCINOMA	1	2015
63	5	ROY CHAUDHURI	SYNOPSIS OF OTORHINOLARYNGOLOGY	1	2013
64	1	PROBST, RUDOLF	BASIC OTORHINOLOGYNGO	2	2010
65	1	CALHOUN KAREN .H	GERIATRIC OTOLARYNGOLOGY	1	2019
66	2	TYSOME JAMES . R	ENT AN INTRODUCTION AND PRATICAL GUIDE	2	2018
67	5	LLOYD SIMON	ENT MEDICINE AND SURGERY ILLUSTRATED CLINICAL CASES	1	2019
68	1	GOLPER LEE AON	OUTCOME IN SPEECH LANGUAGE PATHOLOGY	2	2013
69	1	WELCH, ED	NASOPHARYNGEAL CARCINOMO	1	2015
70	5	BHARGAVA . K.B	A SHORT BOOK OF ENT DISEASES	11	2019
71	1	WELGE- LUESSEN ANTJE	MANAGEMENT OF SMELL AND TASTE DISORDER	1	2014
72	1	LIN HARRISON W	CUMMINGS REVIEW OF OTOLARYNGOLOGY	1	2017
73	2	DESOUZA CHRIS	PUZZING CASES IN OTOLARYNGOLOGY	1	2019
74	2	DHILLON R.S	EAR NOSE AND THROAT AND HEAD NECK SURGERY	4	2013

	5	VALENTE MICHAEL	AUDIOLOGY ANSWER FOR OTOLARYNGOLOGISTS		2	2017
	2	BULL TONY R	COLOR ATLAS OF ENT DIAGNOSIS		1	2010
	3	ROESER ROSS J	AUDITORY DISORDER IN SCHOOL CHILDREN		1	2014
	1	KING HUESTON	ALLERGY IN ENT PRATICE A BASIC GUIDE		1	1998
	7	SUDHOFF, HOLGER	RECENT ADVANCES IN OTOLARYNGOLOGY		1	2015
	2	WATKINSON'S JOHN C	STELL & MARAN'S TEXTBOOK OF HEAD & NECK SURGERY & ONCOLOGY		5	2012
	2	PAPARELLA, MICHAEL	PAPARELLA'S OTOLARYNGOLOGY HEAD & NECK SURGERY	1	1	2020
	3	SOOD V.P	CORRECTIVE RHINOPLASTY		3	2013
	3	YADAV SPS	RECENT MANAGEMENT IN OTORHINOLARYNGOLOGY		1	2012
	1	COLTON RAYMOND H	UNDERSTANDING VOICE PROBLEMS		4	2011
	3	HAZARIKA PRODUL	SURGICAL MANUAL OF SKULL BASE SURGERY		1	2012
	5	GOPEN, QUINTON	FUNDAMENTAL OTOLOGY PEDIATRIC AND ADULT PRATICE		1	2013
	2	BOAHENE KOFI	MINIMAL ACCESS SKULL BASE SURGERY		1	2016
	1	BANSAL MOHAN	ESSENTIALS OF EAR NOSE & THROAT		1	2016
	5	SUJATHA S	ENT PRACTICAL MADE EASY		1	2014
	4	KALUSKAR S. K	DISEASES OF THE EXTERNAL EAR		1	2017
	4	SETHI NEERAJ	KEY CLINICAL TOPICS IN OTOLARYNGOLOGY		1	2012
	5	BHATTACHARYYA	POCKET TUTOR OTOLARYNGOLOGY		1	2013
	4	AGARWAL RAHUL	TEMPORAL BONE ; A SURGERY VISION		1	2013
	1	LALWANI, ANIL	RECENT DVANCES IN OTOLARYNGOLOGY		2	2018
	1	TYSOME JAMES . R	ENT ON INTRODUCATION AND PRACTICAL GUIDE		7	2019
	1	KATZ, JACK	HANDBOOK OF CLINICAL AUDIOLOGY		1	2016
	10	GOVINDARAJAN, VIJAYA	ENT EASY HOW TO DRAW EASY SKETCH DIAGRAM		3	2019
	6	HATHIRAM BACHI	EAR NOSE AND THROAT SIMPLIFIED		1	2019
	10	PUROHIT J.P	EXAM PREPRATION IN ENT AND HAED NECK SURGERY		1	2013
	10	ROYCHODHURI B.K	SYNOPSIS OF OTORHINOLARYNGOLOGY		1	2018
	10	SWAIN SANTOSH KUMAR	PRACTICAL E.N.T		1	2016
	4	SWAIN SANTOSH KUMAR	SNAPSHOTS IN EAR NOSE & THROAT HEAD AND NECK SURGERY		1	2011
	5	ANAND .V	ENT HEAD AND NECK DISESASE MADE EASY		1	2013
	4	OMAR RAHMAT	IMAGE BASED CASE STUDIES IN ENT AND HEAD & NECK SURGERY		1	2020
	4	TOSKAL ELINS M	ENT ESSENTIALS		2	2013
	5	WAKODE, PT	CLINICAL METHODS IN ENT		1	2014
	4	DESHMUKH PRASAD T	OTOLOGY ON OVERVIEW		1	2013
	3	DEVESAHAYAM PHILIP RAJAN	VERTIGO CLINICAL PRACTICE AND EXAMMINATION		1	2016
	3	SONI NIRMAL KUMAR	CLINICAL CASES IN OTOLARYNGOLOGY		6	2021
	2	TULSI S.M	TUBERCULOSIS OF THE SKELETAL SYSTEM		1	2015
	3	TRIPATHY S,N	TUBERCULOSIS MANUAL FOR OBSTETRICIIONS & GYNECOLOGISTICS		1	2018
	10	SARKAR SUPRIYA	101 CASES IN RESPIRATORY MEDICINE		1	2014
	4	BALAKRISHNAN D	CLINICAL ENT MADE EASY		1	2015
	4	JOB ANAND	CURRENT CONCEPTS OF OTITISMEDIA & RECENT MANAGEMENT STRATEGIED		1	2014
	3	DISPENZA FRANCI SCO	TEXTBOOK OF VERTIGO DIAGNOSIS & MANAGEMENT		1	2014

	1	FRIED MARVIN P	SATALOFFS COMPREHENSIVE TB OF OTOLARY HEAD & NECK SURGERY RHINOLOGY ALLERGY & IMMUNOLOGY	1	2016
	1	SATALOFF, ROBERT T	SURGICAL TECHNIQUES IN OTOLARYNGOLOGY HEAD & NECK SURGERY SINONASAL SURGERY	1	2015
	3	THANKAPPAN KRISHNAKUMAR	BASIC SCIENCE FOR MODERN COSMETIC DERMATOLOGY	2	2019
	2	TANG ING PING	SURGICAL MANUAL OF COMMON OTOLOGICAL IMPLANTS	1	2015
	2	SAHARIA P.S	CLINICAL ATLAS OF ENT AND HEAD & NECK DISEASE	1	2013
	2	YADAV RAJESH	HANDBOOK FOR SURGICAL APPROACHES TO MAXILLOFACIAL TRAUMA	1	2016
	2	STEFANE ALESSANDRO	UNDERSTANDING BENIGN PAROXYSMAL POSITIONAL VERTIGO	1	2017
	5	BURTON MARTIN	HALL & COLMANS DISEASES OF THE EAR NOSE AND THROAT	1	2016
	1	MORRIES UC GT	TECHNICAL VARIATIONS AND REFINEMENTS IN HEAD & NECK SURGERY	1	2014
	1	SATALOFF, ROBERT THAYER	EMBRYOLOGY & ANOMOLIES OF THE FACIAL NERVE AND THEIR SURGICAL	2	2014
	4	YADAV RAJESH	FRACTURE MANDIBLE	1	2012
	4	BANSAL MOHAN	DISEASES OF ENR NOSE AND THROAT WITH HEAD NECK SURGERY	1	2018
	3	HAYNES DAVIDS	COCHLEAR IMPLANTS FROM PRINCIPLES TO PRACTICE	1	2020
	2	HANDA KK	T. B OF VOICE & LARYNGOLOGY	1	2017
	2	ALPER CUNEYT M	DECISION MAKING IN OTOLARYNGOLOGY	2	2019
	2	AGARWAL ARUN	AA ILLUSTRATED TEXTBOOK EAR, NOSE, THROAT AND HEAD	2	2014
	2	AMLANI GIRISH	PECTORALIS MAJOR MYOCUTANEOUS FLAP IN HEAD & NECK RECONSTRUCTION A COLOR ATLAS	1	2014
	4	BANSAL MOHAN	ESSENTIALS OF EAR NOSE & THROAT	1	2016
	1	HASSAN ASHFAQU	A COMPLETE GUIDE TO DNB CET 2011-2000	1	2013
	1	BELSARE GOURI	TEMPORAL BONE DISSECTION	1	2014
	5	SWAIN SANTOSH KUMAR	A CONCISE T.B OF EAR, NOSE AND THROAT MULTICOLOUR	1	2018
	3	WATKINSON'S JOHN C	SCOTT-BROWN'S OTORHINOLARYNGOLOGY HEAD & NECK SURGERY	8	2019
	3	MUBARAK MUHAMED KHAN	ENDOSCOPIC COLOR ATLAS OF EAR DISEASE	1	2011
	2	NERURKAR KUPUR KAPJOR	TEXTBOOK OF LARYNOLOGY (OFFICAL PUBLICATION OF THE ASSOCIATION OF PHONOSUERGEONS OF INDIA) 9789386322449	1	2017
	3	SAHA KUMAR ASHOK	OTOLOGY & MIDDLE EAR SURGERY	1	2016
	4	DESARDA . K.K	CRYOSURGERY ; CLINICAL APPLICATIONS IN OTORHINOLOGYGOLOGY.	1	2013
	1	SATALOFF . T. ROBERT	SATALOFFS COMPREHENSIVE TB OF OTOLARY HEAD & NECK SURGERY FACIAL PLASTIC & RECONSUTRUCTION SURGERY	1	2016
	1	SATALOFF . T. ROBERT	SURGICAL TECHNIQUES IN OTOLARYNGNOLOGY HEAD , NECK SURGERY PEDIATRICS OTOLARYNGOLOGIC SURGERY 978935122232	1	2014
	4	YU EUGENE	INTRODUCTORY HEAD AND NECK IMAGING	1	2014
	1	SHAH JATIN	VIDEO ATLAS OF THYROID CANCER MANAGEMENT DIAGNOSIS WORK	1	2019
	2	GOLERIA K.S	THE MANAGEMENT OF HEMANGIOMAS & VASCULAR MALFORMATIONS OF HEAD & NECK	1	2012

147	20074-20098	5	DHINGRA . PL	DISEASE OF EAR & THROAT & HEAD & NECK SURGERY		1	2020
148	20222	1	SATALOFF . T ROBERT	SURGICAL TECHNIQUES IN OTOLARYNGOLOGY HEAD & NECK SURGERY FACIAL PLASTIC RECONSTRUCTIVE SURGERY		1	2014
149	20222	1	SATALOFF	LARYNGEAL SURGERY SURGICAL TECHNIQUES IN OTO HEAD ,NECK SURGERY INCLUDES INT. 9789350906521		1	2014
150	10228	1	KALUSKAR S. K	COMPLICATION IN ENDOSCOPIC SINUS SURGERY DIAGNOSIS PREVENTION & MANAGEMENT		1	2002
151	101,20 10227	4	LALWANI , ANIL	RECENT ADVANCES IN OTOLARYNGOLOGY HEAD & NECK SURGERY	4	1	2015
152	10020 10234	4	SAHOO GC	EMERGENCIES IN OTORHINOLOARYGOLOGY		1	2014
		450					

Amaltas Institute of Medical Science, Dewas

Accession Register : E.N.T.

	Name of Author	Title of the book	Vol No.	Ed.	Year
1	NARAYANA G K	EAR SURGERY OTOITIS SURGERY TEXT AND ATLAS		1	20
2	GULYA	GLASSCOCK SHAMBAUGH SURGERY OF THE EAR		6	20
3	ERNST	HEAD AND NECK TRAUMA		1	20
4	NAYAK H	HEAD AND NECK TRAUMA		2	20
5	KIRTANE	MANIPAL MANUAL OF ENDOSCOPIC SINUS SURGERY		1	20
6	WIGAND	OTORHINOLARYNGOLOGY HEAD AND NECK SURGERY SERIER :OTOLOGY		1	20
7	CHAUDHURI	RESTITUTIONAL SURGERY OF THE EAR AND TERNPORAL BONE		1	20
8	CHARY	SYNOPSIS OF OTORHINOLOLARYNGO LOGY		1	20
9	EGGERMAN	T B OF OTORHINOLARYNGOLOGY AND HEAD AND NECK SURGERY		1	20
10	EGGERMAN	THE NEUROSCIENCE OF TINNITUS		1	20
11	TULI B S	THE NEUROSCIENCE OF TINNITUS		1	20
12	ZAKIR, H	CLINICAL METHODS IN ENT		3	200
13	BARBARD	INSTRUMENTS IN OTORHINOLARYNGOLOGY		1	20
14	DHILLON	D AND D DEAFNESS		1	20
15	ZAKIR HUSSAIN	EAR NOSE AND THROAT AND HEAD AND NECK SURGERY		1	20
16	WATKINSON	HANDBOOK OF ENT SURGERY		5	20
17	MISHRA	T B OF HEAD AND NECK SURGERY AND GEOLOGY		1	20
18	HAZARIKA, P	OTOTLAYNGOLOGY AT THE ELEVENTH HOUR		3	201
19	HAZARIKA, P	TEXTBOOK OF EAR, NOSE, THROAT AND HEAD AND NECK SURGERY		3	201
20	DHINGRA, P.L.	TEXTBOOK OF EAR, NOSE, THROAT AND HEAD AND NECK SURGERY		6	201
21	HAZARIKA, PRODUL	DISEASES OF LAR, NOSE AND THROAT AND HEAD AND NECK SURGERY		2	201
22	CORBRIDGE, RAGAN J	CLINICAL AND OPERATIVE METHODS IN ENT AND HEAD AND NECK SURGERY		2	201
23	GEORGE, SHIBU	ESSENTIAL ENT SMART STUDY DERIES		3	201
24	HATHHIRAM, BACHI T	ENT AND HEAD AND NECK SURGERY		3	201
25	DHINGRA P L	EAR, NOSE AND THROAT SIMPLIFIED		1	201
26	HUSSAIN S MUSHEER	MANUAL OF CLINICAL CASES IN EAR NOSE AND THRAT		11	201
27	HUSSAIN S MUSHEER	DISEASES OF THE NOSE THROAT AND EARÈ HEAD AND NECK SURGERY			
28	THEISSING, JUERGEN	CURRENT ENT DIAGNOSIS		1	201
29	LLOYD, SIMON	ENT-HEAD AND NACK SURGERY ESSENTIAL PROCEDURES		1	201
30	ROGAN, J CORBRIDGE	ILLUSTRATED CLINICAL CASES ENT MEDICINE AND SURGERY		2	201
31	PUROHIT, J P	ESSENTIAL ENT		1	201
32	LASKARIS GEORGE	EXAM PREPARATION IN ENT AND HEAD - NECK SURGERY		3	200
33	LFE K J AND ELIZABETH H TOH	TREATMENT OF ORAL DISEASES A CONCISE TEXTBOOK		1	200
34	LIN, HARRISON W	OTOLARYNGOLOGY : SURGICAL NOTEBOOK		1	201
35	BURTON, MARTIN	CUMMINGS REVIEW OF OTOLARYNGOLOGY		15	200
36	GEORGE, SHIBU	DISEASES OF THE EAR, NOSE AND THROAT		3	201
37	Mc GURK MARK , JAMES COMBER	ENT AND HEAD AND NECK SURGERY		2	201
38	WIGAND, MALTE ERIK	CONTROVERSIES IN THE MANAGEMENT OF SALIVARY GLAND DISEASE		1	200
39	BHARGAVA, K B	RESTITUTIONAL SURGERY OF THE EAR AND TEMPORAL BONE		11	201
		SHORT BOOK OF ENT DISEASES			

		VALENTE, MICHAEL	AUDIOLOGY CASE STUDY RESEARCH PRESENTATION	1	2018
		SWAIN, SANTOSH KUMAR	PRACTICAL ENT	1	2010
		KUMAR	PRACTICAL MANUAL OF THE EAR AND PARATHYROID DISEASE HANDBOOK OF	7	2019
		ANORA, ASIT	CLINICAL AUDIOLOGY	1	2008
		KATZ, JACK	HANDBOOK OF CLINICAL AUDIOLOGY	1	2015
		SHRINATHRA, ANUPAM	OTOLARYNGOLOGY AT THE ELEVENTH HOUR	1	2015
		WELCH	NASOPHARYNGEAL CARCINOMA	1	2020
		ROY CHAUDHURI	SYNOPSIS OF OTORHINOLARYNGOLOGY	3	2015
		JOHN, STEPHEN M.	50 LANDMARK PAPERS EVERY TRUMA SURGEON	3	199
		SEBASTION, DEEPAK	PRINCIPAL OF MANUAL THERAPY	1	200
		SANDFORD, SMITH	EYE DISEASES IN HOT CLIMATES	1	201
		EDELSTEIN, DAVID R	REVISION SURGERY IN OTOLARYNGOLOGY	5	202
		FRIEDMAN, RICK	LATERAL SKULL BASE NEUROSURGERY	1	201
		JATIN, SHAH	JATIN SHAH'S HEAD & NECK SURGERY & ONCOLOGY	1	201
		MYERS EUGENE N	OTOLOGY NEUROLOGY & CATERAL SKULL BASE SURGERY	1	200
		Ferris, Robert L	HEAD & NECK SURGERY	1	20
		WIGOND, MALTE	RESTITUTIONAL SURGERY OF THE EAR AND TEMPORAL BONE	2	20
		CALHOUN KAREN .H	GERIATRIC OTOLARYNGOLOGY	1	20
		TYSOME JAMES . R	ENT AN INTRODUCTION AND PRATICAL GUIDE	2	20
		LLOYD SIMON	ENT MEDICINE AND SURGERY ILLUSTRATED CLINICAL CASES	1	20
		GOLPER LEE AON	OUTCOME IN SPEECH LANGUAGE PATHOLOGY	1	20
		WELGE- LUESSEN	MANAGEMENT OF SMELL AND TASTE DISORDER	1	20
		ANTJE	PUZZING CASES IN OTOLARYNGOLOGY	2	20
		DESOUZA CHRIS	AUDIOLOGY ANSWER FOR OTOLARYNGOLOGISTS	1	20
		VALENTE MICHAEL	COLOR ATLAS OF ENT DIAGNOSIS	1	2
		BULL TONY R	AUDITORY DISORDER IN SCHOOL CHILDREN	1	1
		ROESER ROSS J	ALLERGY IN ENT PRACTICE A BASIC GUIDE	1	2
		KING HUESTON	RECENT ADVANCES IN OTOLARYNGOLOGY	1	2
		SUDHOFF , HOLGER	PAPARELLA S OTOLARYNGOLOGY HEAD & NECK SURGERY	3	2
		PAPARELLA, MICHAEL	CORRECTIVE RHINOPLASTY	1	2
		SOOD V.P	RECENT MANAGEMENT IN OTORHINOLARYNGOLOGY	4	2
		YADAV SPS	UNDERSTANDING VOICE PROBLEMS	1	2
		COLTON RAYMOND H	FUNDAMENTAL OTOLARYNGOLOGY PEDIATRIC AND ADULT PRATICE	1	2
		GOPEN, QUINTON	MINIMAL ACCESS SKULL BASE SURGERY	1	2
		BOAHENE KOFI	DISEASES OF THE EXTERNAL EAR	1	2
		KALUSKAR S. K	KEY CLINICAL TOPICS IN OTOLARYNGOLOGY	1	2
		SETHI NEERAJ	TEMPORAL BONE ; A SURGERY VISION	1	2
		AGARWAL RAHUL	RECENT DVANCES IN OTOLARYNGOLOGY	1	2
		LALWANI , ANIL	ENT EASY HOW TO DRAW EASY SKETCH DIAGRAM	1	2
		GOVINDARAJAN , VIJAYA	SYNOPSIS OF OTORHINOLARYNGOLOGY	1	2
		ROYCHOUDHURI B.K	PRACTICAL E.N.T	1	2
		SWAIN SANTOSH KUMAR	IMAGE BASED CASE STUDIES IN ENT AND HEAD & NECK SURGERY	1	2
		OMAR RAHMAT	ENT ESSENTIALS	1	2
		TOSKAL ELINS M		1	2

DEPARTMENT OF EMERGENC MEDICINE

Amaltas Institute of Medical Sciences

Dewas

Facilities Available in the Department

The Department of Emergency Medicine at Amaltas Institute of Medical Sciences, Dewas, is adequately equipped with infrastructure, teaching-learning resources, clinical facilities, and research support systems required for postgraduate medical education. All facilities available in the department are in accordance with the guidelines prescribed by the National Medical Commission (NMC).

The department has well-established clinical and teaching facilities, including emergency care units, ICU support, and demonstration areas equipped with audiovisual aids such as projectors, monitors, and modern teaching tools to facilitate effective learning.

The practical and clinical infrastructure includes emergency wards, ICU/HDU beds, procedure rooms, and advanced diagnostic and life-saving equipment. SOPs are available for effective patient management and training.

The department also has access to a central library with a large number of books and journals, along with a seminar room to support academic activities.

A dedicated research laboratory is available to promote research activities among faculty and students.

List of Facilities Available

Infrastructure:

- Room for Professor and Head of Department
- Rooms for Associate Professors
- Rooms for Assistant Professors
- Rooms for Residents
- Departmental office with clerical staff
- Rooms for non-teaching staff

Teaching and Learning Facilities

- Seminar room with audiovisual aids
- Projector, LCD, microphone, speakers
- Internet facility

- Clinical case discussion areas

Laboratories and Clinical Areas

- Emergency wards with 80 beds
- ICU/HDU with 12 beds
- Triage area
- Procedure room
- Emergency operation theatres
- Research laboratory

Library and Academic Resources

Central Library with 11,796 books, 76 Indian journals, and 30 foreign journals. Internet facility available.

Major Equipment and Instruments

- Ventilators
- Defibrillators
- Fully equipped disaster trolleys
- Multipara monitors
- Dedicated portable x-ray machine:
- Ultrasonography with color Doppler and curvilinear probe, Linear probe, and Phased array probe(cardiac)
- ABG machine
- ECG machine
- Rigid & Flexible Bronchoscope

Emergency Services

- 24x7 Emergency services
- Neurosurgical services in the Hospital
- Emergency OTs (Major & Minor)
- USG with color Doppler and curvilinear probe, Linear probe, and Phased array probe (cardiac)
- Portable X-Ray Machine
- Multipara monitors in EM
- Transport ventilators in EM
- Rigid & Flexible Bronchoscopy
- Emergency services for OBG patients
- ICU and ventilator support
- Ambulance services (BLS & ACLS)
- Medico-legal services
- Triage system
- Police outpost near ED

Central Research Laboratory (Common):-

S.No.	Name of Equipment
01	Digital Spectrophotometer
02	PH meter
03	Incubator
04	Magnetic Stirrer
05	Paper Electrophoresis
06	Gel electrophoresis apparatus
07	Centrifuge
08	Flame photometer
09	Water bath
10	Double Distillation unit
11	Colorimeter
12	Binocular Microscope
13	Weighing Machines (Analytical)
14	Micropipette (05-50 μ l)
15	Cryostat (Frozen section machine)
16	Slide Box (13 Large + 02 Small)
17	Slide Stand
18	L-Mode
19	Holder
20	Microwave
21	Micro-pipette (5ul)

22	Digital timer clock (1 Old + 2 New)
23	Measuring Cylinder (Glass) 100 ml
24	Reagent Bottle (Glass) (500ml + 200ml)
25	Rectangular petridish (Glass)
26	Slide stand
27	Regent Holder (wooden 6 heele)
28	Rectangular water bath
29	Centrifuge Machine
30	Weighing Machine
31	Hot Plate
32	Microtome Rotary
33	Beaker – 250 ml (Plastic)
34	Sprit lamp
35	Slide Cabinet
36	Refrigerator
37	Binocular Microscope
38	BOD Incubator
39	Compound Microscope
40	Water Bath
41	Auto Clave
42	Universal Indicator disk
43	PH Meter
44	Chemical Balance
45	Tube stand
46	Small tube stand
47	Slide stand

48	Slide box
49	Centrifuge machine
50	VDRL Shakes
51	Electrophoresis apparatus (Paper)
52	Inoculation hoop (wire)01
53	Bicycle Ergo Graph
54	Stethoscope
55	BP Instrument
56	Inch tape
57	Acto Photo Meter
59	Disintegration test Apparatus
60	Binuclear Microscope
61	Kymograph
62	Analgesio meter
63	Rectangular water Bath
64	Electro convulse meter
65	Digital Rota Rod

Department of Neurology

Amaltas Institute of Medical Sciences, Dewas

Facilities Available in the Department

The Department of Neurology at Amaltas Institute of Medical Sciences, Dewas is equipped with modern infrastructure, advanced diagnostic facilities, and comprehensive clinical services to support patient care, undergraduate teaching, and research activities. The department functions in accordance with the guidelines prescribed by the National Medical Commission (NMC).

Clinical Services

The department provides specialized care for a wide range of neurological disorders, including:

- Stroke and cerebrovascular diseases
- Epilepsy and seizure disorders
- Headache and migraine disorders
- Movement disorders (Parkinsonism, tremors)
- Neuromuscular disorders
- Demyelinating diseases
- Neuroinfections

Emergency and outpatient services are available for prompt diagnosis and management.

Diagnostic Facilities

The department is equipped with advanced diagnostic tools, including:

- Electroencephalography (EEG)
- Electromyography (EMG)
- Nerve Conduction Studies (NCS)
- Evoked Potential Studies
- Neuroimaging support (CT/MRI in collaboration with Radiology Department)

Teaching and Learning Facilities

The department supports undergraduate and clinical training through:

- Demonstration rooms with audiovisual aids
- Case-based teaching and bedside clinical training
- Seminars, workshops, and continuing medical education (CME) programs

Laboratory and Procedure Facilities

Facilities are available for:

- Lumbar puncture and cerebrospinal fluid (CSF) analysis (in coordination with laboratory services)
- Neurophysiological testing
- Clinical examination and monitoring

Library and Academic Resources

A departmental **library-cum-seminar room** is available with standard textbooks, reference materials, journals, and digital learning resources to support academic activities.

Research Facilities

The department encourages clinical and translational research. A dedicated research support system is available for faculty and students, including participation in research projects, publications, and conferences.

Teaching Aids and Equipment

The department utilizes:

- Charts and models of the nervous system
- Digital presentations and videos
- Computer-assisted learning tools

These aids enhance understanding of complex neurological concepts.

List of Infrastructure Facilities

- Room for Professor and Head of the Department
- Rooms for Associate Professors
- Rooms for Assistant Professors
- Rooms for Senior Residents/Junior Residents
- Neurology OPD consultation rooms
- Procedure room
- EEG/EMG laboratory
- Departmental office-cum-clerical room
- Waiting area for patients
- Room for non-teaching staff

Department of Nephrology

Amaltas Institute of Medical Sciences, Dewas

Facilities Available in the Department

The Department of Nephrology at Amaltas Institute of Medical Sciences, Dewas is well equipped with modern infrastructure, advanced diagnostic and therapeutic facilities, and comprehensive clinical services for the management of kidney-related disorders. The department supports patient care, undergraduate teaching, and research activities in accordance with the guidelines prescribed by the National Medical Commission (NMC).

The department provides specialized care for patients with acute and chronic kidney diseases, electrolyte imbalances, and hypertension. Services include outpatient (OPD), inpatient (IPD), dialysis care, and emergency nephrology services.

Standard Operating Procedures (SOPs) are established for the proper use, maintenance, and infection control of all instruments and dialysis equipment. The department promotes academic excellence and encourages research activities among faculty and students.

List of Facilities Available

Infrastructure

- Room for Professor and Head of the Department
- Rooms for Associate Professors
- Rooms for Assistant Professors
- Rooms for Senior Residents/Junior Residents
- Nephrology OPD consultation rooms
- Dialysis unit
- Procedure room
- Departmental office-cum-clerical room
- Waiting area for patients
- Room for non-teaching staff

Clinical Services

- Acute Kidney Injury (AKI) management
- Chronic Kidney Disease (CKD) management
- Hypertension and fluid-electrolyte disorders
- Glomerular diseases and nephrotic syndrome

- Diabetic nephropathy
 - Renal infections
 - Pre- and post-kidney transplant care (if applicable)
 - Emergency nephrology care
-

Dialysis Facilities

- Hemodialysis services
 - Maintenance dialysis for chronic kidney disease patients
 - Emergency dialysis services
 - Isolation facilities for infectious patients (if available)
-

Diagnostic Facilities

- Renal function testing (in coordination with central laboratory)
 - Ultrasonography (in collaboration with Radiology Department)
 - Urine analysis and electrolyte studies
 - Kidney biopsy (if available)
 - Blood gas analysis (ABG) support
-

Procedures and Patient Care

- Vascular access procedures (AV fistula care, catheter insertion)
 - Peritoneal dialysis support (if available)
 - Fluid management and monitoring
 - Pre- and post-dialysis care
-

Teaching and Learning Facilities

- Demonstration rooms with audiovisual teaching aids
 - Bedside clinical teaching
 - Case discussions, seminars, and presentations
 - Participation in Continuing Medical Education (CME) programs
-

Library and Academic Resources

- Departmental library-cum-seminar room
 - Standard textbooks, reference materials, and journals
-

Research Facilities

- Facilities for clinical research and academic projects
 - Participation in conferences and publications
-

Major Equipment and Instruments

- Hemodialysis machines
 - Dialysis chairs/beds
 - Reverse Osmosis (RO) water treatment plant
 - Multiparameter patient monitors
 - Infusion pumps and syringe pumps
 - Defibrillator and emergency equipment
 - Portable ultrasound (if available)
-

Support Equipment

- Oxygen supply and suction apparatus
- Sterilization equipment (autoclaves)
- Refrigerators for drugs and reagents
- Computers with printers and internet facility
- Photocopier and scanner
- Instrument trolleys and emergency crash carts

DEPARTMENT OF Dermatology

Amaltas Institute of Medical Sciences, Dewas

Facilities Available in the Department

The Department of Dermatology is equipped with modern infrastructure, clinical facilities, teaching resources, and research support systems as per NMC guidelines.

Infrastructure

- 6 OPD rooms (30 m² each) with adequate waiting area (50 m²)
- 2 well-maintained wards with adequate ventilation
- Departmental office with clerical staff and storage
- Rooms for HOD, Professors, Associate Professors, Assistant Professors, Residents and staff

Teaching and Learning Facilities

- Seminar room with adequate space
- Audiovisual aids including projector screen
- Internet facility available
- Regular academic activities (seminars, journal clubs, case presentations, group discussions)

Central library and Academic Resources

- Total Books: 11,796
- Indian Journals: 76
- Foreign Journals: 30
- List Attached

Amaltas Institute of Medical Science, Dewas

Accession Register : DERMATOLOGY (SKIN & VD)

S.No.	Acc.no	Name of Author	Title of the Book	Vol.no	Ed.
1	939	VISWANATH	IABVLS CONCISE T B OF DERMATOLOGY		1
2	947	SHARMA	SEXUCALLY TRANSMITTED DESEASES HIV /AIDS		2
3	3301	NEENA, KHANNA	BHUTANIS COLOR ATLAS OF DERMATOLOGY		6
4	3305	SEHGAL, VIRENDRA N	CLINICAL DERMATOLOGY		5
5	3306	BEHL, P N	PRACTICE OF DERMATOLOGY		10
6	3310	ASHTON, RICHARD	DIFFERENTIAL DIAGNOSIS IN DERMATOLOGY		4
7	3313	GUPTA, RAMJI	TEXTBOOK OF DERMATOLOGY		3
8	3314	GUPTA, RAMJI	TEXTBOOK OF DERMATOLOGY		3
9	5035	JAMES, WILLIAM	ANDREWS DISEASES OF THE SKIN		15
10	5561	SARDANA KABIR	TEXT BOOK OF DERMATOLOGY AND SEXUALLY TRANSMITTED DISEASES		1
11	7529	GUPTA, RAMJI	TEXTBOOK OF DERMATOLOGY		3
12	7532	THAPPA, DEVINDER MOHAN	T.B. OF DERMATOLOGY , VENEEOLOGY AND LEPROLOGY		4
13	7535	FIZPATRICK, JAMES E	DERMAOLOGY SECRETS PLUS		5
14	7536	GRAHAM - BROWN ROBIN	DERMATOLOGY LECTURE NOTES		10
15	7538	SACCHIDANAND, S	IADVAL T.B.OF DERMATOLOGY	1	4
16	7539	SACCHIDANAND, S	IADVAL T.B.OF DERMATOLOGY	2	4
17	7540	SACCHIDANAND, S	IADVAL T.B.OF DERMATOLOGY	3	4
18	7541	GRIFFITHS, CHRISTOPHEN	ROOKS T.B.OF DERMATOLOGY	1	9
19	7542	GRIFFITHS, CHRISTOPHEN	ROOKS T.B.OF DERMATOLOGY	2	9
20	7543	GRIFFITHS, CHRISTOPHEN	ROOKS T.B.OF DERMATOLOGY	3	9
21	7544	GRIFFITHS, CHRISTOPHEN	ROOKS T.B.OF DERMATOLOGY	4	9
22	7546	COUNCIL, M LOURIN	WASHINFTON MANUA OF DERMATOLOGY DIAGNOSTICS		1
23	7547	MAHAJAN, PRAKASH	DERMATOLOGY, HIV AND STD IN GENERAL PRACTICE		2
24	7548	MAHAJAN, PRAKASH	DERMATOLOGY, HIV AND STD IN GENERAL PRACTICE		2
25	7550	SHRIVASTAVA, S B	T.B OF DERMATOLOGY INCLUDING SEXUALLY TRANSMITTED		1
26	7554	WOLFF, KLAUS	FITZPATRICKS COLOR ATLAS AND SYNOPSIS OF CLINICAL DERMATOLOGY		8
27	7555	LYNN, WILLIAM	INFECTIOUS DISEASES AND DERMATOLOGY		1
28	7556	KROWCHUK, DANIEL P	PEDIATRIC DERMATOLOGY		1
29	7561	KHANNA, NEENA	ILLUSTRATED SYNOPSIS OF DERMATOLOGY AND SEXUALLY TRANSMITTED DISEASES		6
30	7564	FITZPATRICK JAMES	DERMATOLOGY SECRETS PLUS		1
31	7566	CHATTOPADHYAY, S P	COMMON SKIN DISEASES A CLINICAL APPROACH		1
32	7567	DIAMOND, NICOLA	BETWEEN SKINS : THE BODY IN PSYCHO ANALYSIS CONTEMPOARY DEVELOPMENTS		1
33	7568	HABIF, THOMAS P	SKIN DISEASE : DIAGNOSIS AND TREATEMENT		1
34	7569	SINGER, ADAM	SKIN AND SOFT TISSUE INJURIES AND INFECTIONS		1
35	7570	Mc GUINNESS, HELEN	FACIALS AND SKINCARE IN ESSENCE		1
36	7572	MUELLER, HEIDI	SKIN GRAFTS AND FLAPS		1
37	7573	ARNDT, KENNETH A	MANUAL OF DERMATOLOGIC THERAPEUTICS		8
38	7578	DIRK M ELSTON	INFECTIOUS DISEASES OF THE SKIN		1
39	7580	MYSORE, VENKATARAM	DERMATOLOGICAL DISEASES A PRACTICAL APPROACH		2
40	7583	W.H.O	THE ICD 10 CLASSIFICATION OF MENTAL AND BEHAVIOURAL DISORDERS		1
41	7585	W.H.O	THE ICD 10 CLASSIFICATION OF MENTAL AND BEHAVIOURAL DISORDERS		1
42	7587	GRAHAM - BROWN ROBIN	DERMATOLOGY FUNDAMENTALS OF PRACTICE		1
43	9744	BRODELL T. ROBERT	TIPS & TRICKS PROCEDURAL DERMATOLOGY		1

44	9746	NEEMA SHEKHAR	HANDBOOK OF BIOLOGICS & BIOSIMILARS IN DERMATOLOGY	1
45	9748	CHATTERJEE MANAS	DERMOSCOPY IN DARKER SKIN	1
46	9750	GOSH SANJAY	ATLAS OF SYNOPSIS OF CONTACT & OCCUPATIONAL DERMATOLOGY	2
47	9752	GHOSH SANJAY	STEP BY STEP URTICARIA ANGIOEDEMA MANAGEMENT	1
48	9754	GODSE V KIRAN	URTICARIA	2
49	9755	INAMADAR C. ARUN	CRITICAL CARE IN DERMATOLOGY	1
50	9757	INAMADAR C. ARUN	TEXTBOOK OF PEDIATRIC DERMATOLOGY	2
51	9760	JIANG BRAIN S	RECONSTRUCTIVE DERMATOLOGIC SURGERY	1
52	9762	LATHEEF ABDUL EN	HANDBOOK OF PSYCHODERMATOLOGY	1
53	9768	MAJID IMRAN	IADVL RECENT ADVANCES IN DERMATOLOGY	1
54	9769	MYSORE VENKATARAM	MEDICO LEGAL ASPECTS OF DERMATOLOGY & PLASTIC SURGERY	1
55	9773	PUNSHI	DIAGNOSIS & MANAGEMENT OF DERMATOLOGIC DISORDERS MADE EASY	2
56	9775	RAVAL C RANJAN	TIPS & TRICKS DERMATOLOGIC PRACTICE	1
57	9778	SACCHIDANAND S	SCLEROTHERAPY IN DERMATOLOGY	1
58	9780	SARDANA KABIR	LASERS & ENERGY DEVICES IN AESTHETIC DERMATOLOGY PRACTICE	1
59	9784	SARKAR RASHMI	CHEMICAL PEELS:-A GLOBAL PERSPECTIVE	1
60	9785	SARKAR RASHMI	COSMETIC INJECTABLE IN PRACTICE DERMAL FILLERS & BOTULINUM TOXIN	1
61	9788	SARKAR RASHMI	MOISTURIZERS	1
62	9790	SARKAR RASHMI	THE SENSITIVE SKIN TREATMENT MODALITIES & COSMECEUTICALS	1
63	9792	SHAH J BELA	WARD ROUND IN DERMATOLOGY	1
64	9794	SINGH RAMANJIT	ACNE & SCARS	1
65	9797	THOMAS JAYAKAR	GENITAL DERMATOSES	1
66	9800	THOMAS JAYAKAR	THE ALOPECIAS	1
67	9803	THOMAS JAYAKAR	YEAR BOOK OF DERMATOLOGY PSORIASIS	1
68	9805	THOMAS JAYAKAR	YEAR BOOK OF DERMATOLOGY FUNGAL INFECTION	1
69	9807	UDARE SATISH	A TOPIC DERMATITIS	1
70	9812	AHMED SAJAD PEERZADA	A COMPREHENSIVE TEXTBOOK OF PSORIASIS	1
71	9813	AIACHE E. ADRIEN	ATLAS OF LIPOSUCTION	1
72	9815	DALY LOUISE MARIE	POCKET TUTOR DERMATOLOGY	1
73	9818	KHANNA NEENA	STEP BY STEP PSORIASIS MANAGEMENT	1
74	9819	KHOPKAR UDAY	LICHEN PLANUS	1
75	9821	MANI RAJ	THE BASIC NEED TO ACHIEVE WOUND HEALING	1
76	9823	PAI S GANESH	COMPLICATIONS IN COSMETIC DERMATOLOGY CRAFTING CURES	1
77	9827	PASRICHA JS	HOW TO CURE A SKIN DISEASES VITIGO	1
78	9836	NICOLE ROGERS	AESTHETIC SERIES HAIR TRANSPLANTATION	1
79	9837	SABBAN COHEN NEOMI EMILIA	CUTANEOUS MAINIFESTAT OF DIABETES	1
80	9840	SEHGAL V.N.	DERMATOLOGIC SURGERY MADE EASY	1
81	9842	SEHGAL N. VIRENDRA	MANUAL OF HISTOID LEPROSY	1
82	9844	SRINIVAS	BASIC SCIENCE FOR MODERN COSMETIC DERMATOLOGY	1
83	9845	BANSAL RAMESH	ESSENTIAL IN DERMATOLOGY VERNOLGY & LEPROLOGY	1
84	9847	THOMAS JAYAKAR	PSORIASIS:-A CLOSER LOOK	1
85	9849	WILLIAMS JEYAKUMAR	SHORT REVIEW OF HIV/AIDS SAVE THIS CHILD :-GROOM BRIDE	1

86	9854	ZAIDI ZOHRA	A MANUAL OF DERMATOLOGY	1
87	9857	KUMAR BHUSHAN	IAL TEXTBOOK OF LEPROSY	1
88	9858	BOLOGNIA L. JEAN	DERMATOLOGY	2
89	9859	BOLOGNIA L. JEAN	DERMATOLOGY	2
90	9860	ELDER E. DAVID	LEVER'S HISTOPATHOLOGY OF THE SKIN	11
91	9861	JAMES D. WILLIAM	ANDREW'S DISEASES OF THE SKIN CLINICAL DERMATOLOGY	13
92	9863	HOLMES K. KING	SEXUALLY TRANSMITTED DISEASES	4
93	9865	KABIR SARDANA	JOPLING'S HANDBOOK OF LEPROSY	6
94	9866	KING SEWON	FILZPATRICK'S DERMATOLOGY IN GENERAL MEDICINE	9
95	9867	KING SEWON	FILZPATRICK'S DERMATOLOGY IN GENERAL MEDICINE	9
96	9869	VENKATARAM MYSORE	ACS(I) TEXT BOOK OF CUTANEOUS & AESTHETIC SURGERY	2
97	9870	VENKATARAM MYSORE	ACS(I) TEXT BOOK OF CUTANEOUS & AESTHETIC SURGERY	2
98	9872	BAJAJ A.K.	DERMATOLOGY LEPROSY & SEXUALLY TRANSMITTED INFECTION	2
99	9876	PASRICHA JS	ILLUSTRATED TEXTBOOK OF DERMATOLOGY	4
100	9880	FIRTH D JOHN	MEDICAL MASTERCLASS INFECTION DISEASES & DERMATOLOGY	1
101	9885	KROWCHUK P. DANIEL	PEDIATRIC DERMATOLOGY :- A QUICK REFERENCE GUIDE	1
102	9889	BEHL N.P.	PRACTICE OF DERMATOLOGY	10
103	9892	THAPPA D.M.	PUZZLING CASES IN PEDIATRIC DERMATOLOGY	1
104	9897	SEHGAL N. VIRENDRA	TEXT BOOK OF CLINICAL DERMATOLOGY	5
105	9899	SHRIVASTAVA S.B.	TEXTBOOK OF DERMATOLOGY	1
106	9904	THAPPA MOHAN DEVINDER	TEXTBOOK OF DERMATOLOGY VENEREOLOGY & LEPROLOGY	4
107	9908	COOUNCIL LAURIN M.	THE WASHINGTON MANUAL OF DERMATOLOGY DIAGNOSIS	1

Major Equipment

- 01 — Digital Spectrophotometer
- 02 — PH meter
- 03 — Incubator
- 04 — Magnetic Stirrer
- 05 — Paper Electrophoresis
- 06 — Gel electrophoresis apparatus
- 07 — Centrifuge
- 08 — Flame photometer
- 09.— Water bath
- 10 — Double Distillation unit
- 11 — Colorimeter
- 12 — Binocular Microscope
- 13 — Weighing Machines (Analytical)
- 14 — Micropipette (05–50 μ l)
- 15 — Cryostat (Frozen section machine)
- 16 — Slide Box (13 Large + 02 Small)
- 17 — Slide Stand
- 18 — L-Mode
- 19 — Holder
- 20 — Microwave
- 21 — Micro-pipette (5 μ l)
- 22 — Digital timer clock (1 Old + 2 New)
- 23 — Measuring Cylinder (Glass) 100 ml
- 24 — Reagent Bottle (Glass) (500 ml + 200 ml)
- 25 — Rectangular petri dish (Glass)
- 26 — Slide stand
- 27 — Reagent Holder (wooden 6 holes)
- 28 — Rectangular water bath

- 29 — Centrifuge Machine
- 30 — Weighing Machine
- 31 — Hot Plate
- 32 — Microtome Rotary
- 33 — Beaker 250 ml (Plastic)
- 34 — Spirit lamp
- 35 — Slide Cabinet
- 34 — Sprit lamp
- 35 — Slide Cabinet
- 36 — Refrigerator
- 37 — Binocular Microscope
- 38 — BOD Incubator
- 39 — Compound Microscope
- 40 — Water Bath
- 41 — Auto Clave
- 42 — Universal Indicator disk
- 43 — PH Meter
- 44 — Chemical Balance
- 45 — Tube stand
- 46 — Small tube stand
- 47 — Slide stand
- 48 — Slide box
- 49 — Centrifuge machine
- 50 — VDRL Shakes
- 51 — Electrophoresis apparatus (Paper)
- 52 — Inoculation loop (wire) 01
- 53 — Bicycle Ergo Graph
- 54 — Stethoscope
- 55 — BP Instrument

- 56 — Inch tape
- 57 — Acto Photo Meter
- 59 — Disintegration test Apparatus
- 56 — Inch tape
- 57 — Acto Photo Meter
- 59 — Disintegration test Apparatus
- 60 — Binuclear Microscope
- 61 — Kymograph
- 62 — Analgesio meter
- 63 — Rectangular water Bath
- 64 — Electro convulse meter
- 65 — Digital Rota Rod

Specialty Clinics

- Vitiligo & Pigmentary disease Clinic
- Psoriasis Clinic
- Autoimmune disease clinic
- Connective Tissue disorders
- Vesiculobullous diseases
- Hansen's clinic
- STD Clinic


Services

- Skin Biopsies
- Electro Surgical
- Skin grafting procedures
- Nail Surgeries
- Cryo Surgical Procedures
- Chemical Peels
- Intralesional injections
- NUVB/PUVA therapy
- Other surgical procedures

- Laser Procedures
- Hair reduction
- Scar revision
- Pigment removal

Departmental Research Lab:
h.Equipment

- Biopsy punches
- Hyfrecator/electro-surgical instrument
- Liquid nitrogen cryo
- PUVA Chamber (total body)
- NBUVB Chamber
- Laser for hair reduction
- Laser for scar revision
- Laser for pigment removal
- Crash cart
- Hair Transplant Instruments
- Fat Grafting


 डॉ. शिवशंकर श्रीवास्तव
 एम.बी.बी.एस. एम.ए.
 विभागाध्यक्ष, चर्म रोग
 अखिल भारतीय मेडिकल
 अभिलेखागार, दिल्ली
 जिल्हा शाखा, 11361
 सोन, मुंगल, शुक्र

Department of Anesthesia

Amaltas Institute of Medical Sciences, Dewas

Facilities Available in the Department

The Department of Anesthesia at Amaltas Institute of Medical Sciences, Dewas, is well-equipped with modern infrastructure, advanced anesthesia workstations, intensive care facilities, and comprehensive teaching-learning resources. The department functions in accordance with the guidelines of the National Medical Commission (NMC) and is committed to providing safe perioperative care, critical care services, and academic excellence.

The department plays a crucial role in patient care by providing anesthesia services for various surgical specialties, managing critical care units, and offering pain management services. It is supported by skilled faculty, trained technicians, and modern monitoring systems.

Teaching and Learning Facilities

The department has well-organized teaching facilities, including seminar rooms equipped with audiovisual aids such as multimedia projectors, enabling effective teaching of undergraduate students. Clinical case discussions, demonstrations, and hands-on training form an integral part of the teaching program.

Clinical and Practical Infrastructure

The department is equipped with modern operation theatres (OTs) and intensive care units (ICUs), ensuring comprehensive clinical exposure for students.

- **Operation Theatres** equipped with advanced anesthesia workstations and monitoring systems
- **Pre-anesthetic check-up (PAC) clinic** for patient evaluation
- **Post-anesthesia care unit (PACU)** for recovery monitoring
- **Intensive Care Units (ICUs)** for critically ill patients
- **Pain management services** including acute and chronic pain care

Standard Operating Procedures (SOPs) are available for the use of all equipment to ensure patient safety and efficient functioning.



Dr. Premkrishna V
5/5/26

Dr. Premkrishna.V
Asst. Prof. Anaesthesia
Reg. No. Mp33936
AIMS Dewas



List of Facilities Available

Infrastructure

- Room for Professor and Head of the Department
- Rooms for Associate Professors
- Rooms for Assistant Professors
- Rooms for Residents and Duty Doctors
- Departmental office-cum-clerical room
- Changing rooms and rest rooms for staff

Teaching and Learning Facilities

- Seminar room with audiovisual aids
- Multimedia projectors and digital teaching tools
- Case-based learning and clinical demonstrations

Clinical Facilities

- Modular Operation Theatres
- Pre-Anesthetic Check-up (PAC) clinic
- Post-Anesthesia Care Unit (PACU)
- Intensive Care Units (ICU)
- Pain clinic

Major Equipment and Instruments

- Anesthesia workstations with ventilators
- Multiparameter monitors (ECG, NIBP, SpO₂, EtCO₂, CVP, Arterial BP)
- Defibrillators
- Syringe pumps and infusion pumps
- Laryngoscopes and video laryngoscopes, Fiberoptic Bronchoscopes
- Endotracheal tubes, LMAs, airway management devices
- Suction machines

Monitoring and Life Support Equipment

- Ventilators (in OT and ICU)
- Capnography and gas monitoring systems
- Central oxygen and suction supply
- Crash carts with emergency drugs

Support Equipment

- Oxygen cylinders and pipeline systems
- Sterilization equipment
- Emergency resuscitation kits
- Computers and documentation systems

Department of Paediatrics Infrastructure and Facilities Report: Amaltas Institute of Medical Sciences, Dewas

1. Department Overview

The Paediatrics Department at Amaltas Hospital provides specialized healthcare for infants, children, and adolescents. The department focuses on growth development and disease management through compassionate, evidence-based care. Services range from newborn care and immunizations to the management of acute and chronic conditions and nutritional guidance.

2. Infrastructure

a. Outpatient Department (OPD)

The OPD consists of five rooms,

b. Inpatient Wards

The department maintains five wards. Key parameters tracked for these facilities include:

Distance between cots and ventilation standards.

Dressing/Procedure rooms and side laboratories.

Dedicated rest rooms for Senior Residents and Postgraduates.

c. Seminar Room

Space: Adequate.

Connectivity: Internet facility available.

Audiovisual Equipment: Equipped with an LCD project, CPU, speakers, and microphones.

3. Laboratory and Research Facilities

a. Central Research Lab Equipment

The department is equipped with a wide array of diagnostic and research tools, including:

Basic Lab Tools: Digital Spectrophotometer, PH meter, Incubator, Magnetic Stirrer, and Centrifuges.

Electrophoresis: Paper and Gel electrophoresis apparatus.

Specialized Equipment: Cryostat (frozen section machine), Microtome Rotary, Flame photometer, and BOD Incubator.

Clinical Tools: Stethoscopes, BP instruments, and Kymographs.

b. Library Facilities

Total Books: 11,384.

Recent Acquisitions: 2,568 books purchased in the last three years.

Journals: 70 Indian journals and 30 foreign journals available.

4. Specialized Medical Equipment

The department is well-equipped for intensive and emergency care with:

Neonatal Support: Neonatal ventilators (with and without high frequency), Radiant warmers, Transport Incubators, and Phototherapy units (CFL & LED).

Monitoring & Diagnostics: Multipara monitors, Echo color Doppler, ECG machines, USG, and Pulse Oximeters.

Advanced Care: HHHFNC, CPAP machines, Defibrillators, and ABG equipment.

5. Clinical Services and Specialty Clinics

a. Intensive Care

Intensive care facilities include both a Neonatal Intensive Care Unit (NICU) and a Paediatric Intensive Care Unit (PICU).

b. Specialty Clinics Schedule

The department runs several specialty clinics during OPD hours:

Paediatric Cardiology: Monday (Dr. Mahendra Kumar Gupta).

Paediatric Nephrology & Rheumatology: Tuesday and Monthly respectively (Dr. Neha Kakani).

Paediatric Endocrine & Neonatology: Wednesday and Monday respectively (Dr. Ashish Batham).

Paediatric Haematology & Thalassemia: Thursday and Wednesday respectively (Dr. Sourabh Agarwal).

Gastroenterology (Diarrhea): Friday (Dr. Akhilesh Gupta).

Development and Early Intervention (DEIC): Tuesday (Dr. Ankur Jain).

Immunization: Available all days (Dr. Anil Prashad).

c. Comprehensive Procedures

The department provides advanced medical procedures including:

Neonatal and Paediatric ventilation.

Dialysis services (Haemodialysis and Peritoneal Dialysis).

Specialized diagnostics like Bronchoscopy, Endoscopy, and PFT.

Support services including child counseling and a Thalassemia day care center.

S.NO	ACC NO	NAME OF AUTHOR	TITLE OF THE BOOK	ED	VOL
1	223	FARUESI	MANUAL OF PRACTICAL ANATOMY HEAD NECK AND BRAIN	2	3
2	225	FARUESI	MANUAL OF PRACTICAL ANATOMY HEAD NECK AND BRAIN	2	3
3	981	GLEASON	AVERY S DISEASES OF THE NEW BORN	9	
4	983	SINGH M	CARE OF THE NEWBORN	8	
5	987	SINGH M	DRUG DOSAGES IN CHILDREN	9	
6	988	SINGH M	DRUG DOSAGES IN CHILDREN	9	
7	991	SINGH M	DRUG DOSAGES IN CHILDREN	9	
8	996	PAUL	GHAJ ESS PEDIATRICS	8	
9	1006	ZEICHNER	HANDBOOK OF PEDIATRIC HIV CARE	2	
10	1008	NAIR	ILLING WORTHS DEVELOPMENT OF THE INFANTS THE YOUNG CHILD	10	
11	1010	MARCDANTE	NELSON ESS OF PEDIATRICS	7	
12	1012	KHILNANI	NEONATALS PEDIATRIC RESPIRATORY DISEASES	1	
13	1013	LAXER	HOSPITAL FOR SICK CHILDREN ATLAS OF PEDIATRICS	1	
14	1136	MOON	FUNDAMENTALS OF PAEDIOTRIC	1	
15	1332	GUPTA, SATHYA	SOCIAL PAEDIATRICS	1	
16	1410	PRAKASH	GENERAL PRACTICE AS SPECIALITY	3	
17	2224	KLIEGMANN	T B OF PEDIATRICS	1	1
18	2228	MHASKE	WARD PAEDIATRICS	1	1
19	2751	THOMAS	PAEDIATRIC IMAGING CLINICAL CASES	1	
20	3029	UTPAL KANT, SINGH	MOTHER AND CHILD CARD	1	
21	3219	PANDA, U N	HANDBOOK OF PEDIATRICS	2	
22	3220	KHILNANI, PRAVEEN	PEDIATRIC AND NEONATAL MECHANICAL VENTILATION	2	
23	3221	KHILNANI, PRAVEEN	PEDIATRIC AND NEONATAL MECHANICAL VENTILATION	2	
24	3229	SINGH, MEHARBAN	DRUG DOSAGES IN CHILDREN	9	

25	3237	KULKARNI, M L	CLINICAL METHODS IN PAEDIATRICS PHYSICAL EXAMINATION OF CHILDREN PART -A	1	2
26	3238	KULKARNI, M L	CLINICAL METHODS IN PAEDIATRICS PHYSICAL EXAMINATION OF CHILDREN PART -B	1	2
27	3244	SINGH, MEHARBAN	MEDICAL EMERGENCIES IN CHILDREN	5	
28	3259	GUPTA, PIYUSH	ESSENTIAL PEDIATRIC NURSING	4	
29	3260	AGARWAL, K N	PEDIATRICS AND NEONATOLOGY	2	
30	3263	ROUND, JONATHAN	CLINICAL CASES UNCOVERED PAEDIATRIC	1	
31	4175	LAKSHMANA SWAMY ARUCHAMY	CLINICAL PAEDIATRICS HISTORY TAKING AND CASE DISCUSSION	4	
32	4184	AGARWAL, K N	PEDIATRICS	1	
33	4396	TASKER, ROBERT C	HANDBOOK OF PAEDIATRICS	2	
34	4398	GLEASON, CHRISTINE A	AVERYS DISEASES OF THE NEWBORN	9	
35	4401	VIJAYAN, ABIN	PRACTICAL PEDIATRICS	1	
36	4404	GUPTA, PIYUSH	CLINICAL METHODS IN PEDIATRICS	3	
37	4406	SINGH, MEHARBAN	ART AND SCIENCE OF BABY AND CHILD CARE	4	
38	4761	POUNTNER, TERESA	PHYSIOTHERAPY FOR CHILDREN	1	
39	4798	WRIGHT, KENNETH W	HANDBOOK OF PEDIATRIC RETINAL DISEASE	1	
40	4926	KHILNANI, PRAVEEN	PRACTICAL APPROACH TO PEDIATRIC INTENSIVE CARE	3	
41	6417	PARK	PARK'S PEDIATRIC CARDIOLOGY FOR PRACTITIONERS	6	
42	6926	SARKAR RASHMI	MOISTURIZERS	1	
43	6928	VENKATECH	ULTRASOUND AND ECHOCARDIOGRAPHY FOR THE NEONATOLOGIST		
44	6940	CHOUDHARY	CLINICAL PROTOCOLS IN PEDIATRICS		
45	6942	ELIZABETH	NUTRITION AND CHILD DEVELOPMENT		
46	6944	GUPTA	P G TEXTBOOK OF PEDIATRICS VOL-1		
47	6945	GUPTA	P G TEXTBOOK OF PEDIATRICS VOL-2		
48	6946	GUPTA	P G TEXTBOOK OF PEDIATRICS VOL-3		
49	6950	KUNDURITABRATA	CLINICAL CONSULT PEDIATRICS MALARIA		
50	6960	JOSHI	CLINICAL PEDIATRICS		
51	6961	GHOSH	TREATMENT AND PROGNOSIS IN PEDIATRICS		
52	6965	GUPTA	RECENT ADVANCES IN PEDIATRICS RESPIRATORY DISEASES VOL- 24		24
53	6972	AMAR	PRACTICAL ASPECTS OF PEDIATRICS AND NEONATOLOGY FOR NURSES	1	
54	6974	SURAJ GUPTA	RECENT ADVANCES IN PEDIATRICS SPL VOL-25		25
55	7520	SRIVASTAVA, VINAY KUMAR	MODERN PEDIATRIC DENTISTRY		1
56	8503	HUSAIN	STOCKER AND DEHNER'S PEDIATRIC PATHOLOGY		4
57	8624	DAVID, TIM J	RECENT ADVANCES IN PEDIATRICS	20	1
58	8626	DAVID, TIM J	RECENT ADVANCES IN PEDIATRICS		1
59	8629	LANZKNOWSKY	LANZKNOWSKY'S MANUAL OF PEDIATRIC HEMATOLOGY		6

		PHILIP			
60	8630	COLLEY ,BRION D	CAFFEY'S PEDIATRIC DIAGONASTICIMAGIN IMAGIN	1	13
61	8631	COLLEY ,BRION D	CAFFEY'S PEDIATRIC DIAGONASTICIMAGIN IMAGIN	2	13
62	8632	RADOVICK SALLY	PEDIATRIC ENDOCRINOLOGY A PRACTICAL CLINICAL GUIDE		1
63	8635	FISHER ,RANDOM G	MOFFET'S PEDIATRIC INFECTION DISEASE		5
64	8639	MATHAI SHEILA SAMANTA	ARMED FORCES MEDICAL COLLEGE PEDIA CLINICAL FOR MEDICAL		2
65	8643	TUNER, PETER	CLINICAL PEDIATRIC NEUROLOGY PRINCIPAL &PRATICE		2
66	8645	WHITE ,ANDEW J	THE WASHINGTON MANUAL OF PEDIATRICS		2
67	8649	KUNEL ,ALICE	PEDIATRIC		1
68	8650	SHENDURNIKAR NIRANJAN	APPROACH TO PRATICAL PEDIATRICS		1
69	8658	CHEUNG, RONNY	100 CASES IN PEDIATRICS		1
70	8659	MILLER,LEE TODD	BRS PEDIATRICS		2
71	8664	MORRISON WYNNE E	ROYERS HANDBOOK OF PEDIATRIC INTENSIVE CARE		5
72	8668	MC QUEEN ALISA	PEDIATIC EMERGENCY MEDICS ILLUSTRATED CLINICAL CASES		2
73	8672	ZEICHER STEVEN L	HANDBOOK OF PEDIATRIC HIV CARE		2
74	8676	RICCABONA ,MINAKSHI	PEDIATRIC IMAGING ESSAENTIAL		1
75	8677	BHOSALE MINAKSHI	MAIBALE PEDIATRIC SURGERY		1
76	8684	GUPTA ,PIYUSH	TEXTBOOK OF PEDIATRICS		2
77	8688	SINGH MEHARBAN	PEDIATRIC CLINICAL METHODS		6
78	8694	BABU ,ARUN	PEDIATRICS FOR MEDICAL GRADUATES		1
79	8696	LISSAUER ,TOM	ILLUSTRATED TEXTBOOK OF PEADIATRICS		4
80	8701	SACHDEVA ,ANUPAM	PEDICON WORKING MANUALS 2015DEVELOPMENTS PEDIA		2
81	8703	THALONGD ,NANDU	ESSENTIALS OF PAEDIATRIES		2
82	8707	MARTIN ,CLARISSA	PAEDIATRIC GASTROINTENSTINAL DISORDER		1
83	8710	GILL , DENIS	PEDIATIC CLINICAL EXAMINATION MADE EASY		6
84	8714	KUMAR, SANTHOSH	MANUAL OF PAEDIATRIC PRACTICE		4
85	8725	KUMAR, SANTHOSH	PEDIATRIC ECG		2
86	8733	CHOUBE ATUL	CONCEPTS IN PAEDIATRICS ENDOCRINOLOGY		1
87	8746	SHARMA AJAY	MARY SHERIDON'S FROM BIRTH TO FINE YEAR CHILDREN DEVELOP		4
88	8754	ROBERTS, KENNETH	MANUAL OF CLINICAL PROBLEMS IN PEDIATRICS		5
89	8759	KLIEGMAN ,ROBERT	NELSON TEXTBOOK OF PEDIATRICS	2	21
90	8765	PINOGARZA, ERIC	FENICHEL'S CLINICAL PEDIATRIC NEUROLOGY		8
91	8767	BRODSKY DARA	NEONATOLOGY CASE BASED REVIEW		1
92	8768	JONES, KENNATH	SMITHS'S RECOGNIZABLE PATTERNS OF HUMAN MALFORMA		7
93	8769	BOYLE, MAUREEN	EMERGENCIES AROUND CHILD BIRTH		3
94	8771	LORRY ,STONE	NEONATAL BACTERIA INFECTION		1

95	8773	ROALKVAM SIDSEL	PROTECTING THE WORLD CHILDREN		1
96	8777	SHARMA ,AJAY	FROM BIRTH TO FIVE YEARS PRATICAL DEVEL.EXAM		1
97	8785	SINGH MEHARBAN	THE ART & SCIENCE OF BABY &CHILD CARE		4
98	8790	SINGH, MEHARBAN	A TO Z CHILD CARE A READY RECKONER		1
99	8796	SINGH, MEHARBAN	BACCHON KA SWASTHYA AUR UNKI DEKHBHAL IN HINDI		1
100	8798	MARRARO, GIUPEPPE	VENTILATION SUPPORT OF NEONATES INFANTS AND CHILDREN		2
S.NO	ACC NO	NAME OF AUTHOR	TITLE OF THE BOOK	ED	VOL
1	223	FARUESI	MANUAL OF PRACTICAL ANATOMY HEAD NECK AND BRAIN	2	3
2	225	FARUESI	MANUAL OF PRACTICAL ANATOMY HEAD NECK AND BRAIN	2	3
3	981	GLEASON	AVERY S DISEASES OF THE NEW BORN	9	
4	983	SINGH M	CARE OF THE NEWBORN	8	
5	987	SINGH M	DRUG DOSAGES IN CHILDREN	9	
6	988	SINGH M	DRUG DOSAGES IN CHILDREN	9	
7	991	SINGH M	DRUG DOSAGES IN CHILDREN	9	
8	996	PAUL	GHAJ ESS PEDIATRICS	8	
9	1006	ZEICHNER	HANDBOOK OF PEDIATRIC HIV CARE	2	
10	1008	NAIR	ILLING WORTHS DEVELOPMENT OF THE INFANTS THE YOUNG CHILD	10	
11	1010	MARCDANTE	NELSON ESS OF PEDIATRICS	7	
12	1012	KHILNANI	NEONATALS PEDIATRIC RESPIRATORY DISEASES	1	
13	1013	LAXER	HOSPITAL FOR SICK CHILDREN ATLAS OF PEDIATRICS	1	
14	1136	MOON	FUNDAMENTALS OF PAEDIOTRIC	1	
15	1332	GUPTA, SATHYA	SOCIAL PAEDIATRICS	1	
16	1410	PRAKASH	GENERAL PRACTICE AS SPECIALITY	3	
17	2224	KLIEGMANN	T B OF PEDIATRICS	1	1
18	2228	MHASKE	WARD PAEDIATRICS	1	1
19	2751	THOMAS	PAEDIATRIC IMAGING CLINICAL CASES	1	
20	3029	UTPAL KANT, SINGH	MOTHER AND CHILD CARD	1	
21	3219	PANDA, U N	HANDBOOK OF PEDIATRICS	2	
22	3220	KHILNANI, PRAVEEN	PEDIATRIC AND NEONATAL MECHANICAL VENTILATION	2	
23	3221	KHILNANI, PRAVEEN	PEDIATRIC AND NEONATAL MECHANICAL VENTILATION	2	
24	3229	SINGH, MEHARBAN	DRUG DOSAGES IN CHILDREN	9	
25	3237	KULKARNI, M L	CLINICAL METHODS IN PAEDIATRICS PHYSICAL EXAMINATION OF CHILDREN PART -A	1	2
26	3238	KULKARNI, M L	CLINICAL METHODS IN PAEDIATRICS PHYSICAL	1	2

			EXAMINATION OF CHILDREN PART -B		
27	3244	SINGH, MEHARBAN	MEDICAL EMERGENCIES IN CHILDREN	5	
28	3259	GUPTA, PIYUSH	ESSENTIAL PEDIATRIC NURSING	4	
29	3260	AGARWAL, K N	PEDIATRICS AND NEONATOLOGY	2	
30	3263	ROUND, JONATHAN	CLINICAL CASES UNCOVERED PAEDIATRIC	1	
31	4175	LAKSHMANA SWAMY ARUCHAMY	CLINICAL PAEDIATRICS HISTORY TAKING AND CASE DISCUSSION	4	
32	4184	AGARWAL, K N	PEDIATRICS	1	
33	4396	TASKER, ROBERT C	HANDBOOK OF PAEDIATRICS	2	
34	4398	GLEASON, CHRISTINE A	AVERYS DISEASES OF THE NEWBORN	9	
35	4401	VIJAYAN, ABIN	PRACTICAL PEDIATRICS	1	
36	4404	GUPTA, PIYUSH	CLINICAL METHODS IN PEDIATRICS	3	
37	4406	SINGH, MEHARBAN	ART AND SCINECE OF BABY AND CHILE CARE	4	
38	4761	POUNTNERY, TERESA	PHYSIOTHERAPY FOR CHILDREN	1	
39	4798	WRIGHT, KENNETH W	HANDBOOK OF PEDIATRIC RETINAL DISEASE	1	
40	4926	KHILNANI, PRAVEEN	PRACTICAL APPROACH TO PEDIATRIC INTENSIVE CARE	3	
41	6417	PARK	PARK'S PEDIATRIC CARDIOLOGY FOR PRACTITIONERS	6	
42	6926	SARKAR RASHMI	MOISTURIZERS	1	
43	6928	VENKATECH	ULTRASOUND AND ECHOCARDIOGRAPHY FOR THE NEONATOLOGIST		
44	6940	CHOUDHARY	CLINICAL PROTOCOLS IN PEDIATRICS		
45	6942	ELIZABETH	NUTRITION AND CHILD DEVELOPMENT		
46	6944	GUPTA	P G TEXTBOOK OF PEDIATRICS VOL-1		
47	6945	GUPTA	P G TEXTBOOK OF PEDIATRICS VOL-2		
48	6946	GUPTA	P G TEXTBOOK OF PEDIATRICS VOL-3		
49	6950	KUNDURITABRATA	CLINICAL CONSULT PEDICATRICS MALARIA		
50	6960	JOSHI	CLINICAL PEDIATRICS		
51	6961	GHOSH	TREATMENT AND PROGNOSIS IN PEDIATRICS		
52	6965	GUPTA	RECENT ADVANCES IN PEDIATRICS RESPIRATORY DISEASES VOL- 24		24
53	6972	AMAR	PRATICAL ASPECTS OF PEDIATRICS AND NEONATOLOGY FOR NURSES	1	
54	6974	SURAJ GUPTA	RECENT ADVANCES IN EDIATRICS SPL VOL-25		25
55	7520	SRIVASTAVA, VINAY KUMAR	MODERN PEDIATRIC DENTISTRY		1
56	8503	HUSAIN	STOCKER AND DEHNER'S PEDIATIC PATHOLOGY		4
57	8624	DAVID , TIM J	RECENT ADVANCES IN PAEDITOR	20	1
58	8626	DAVID , TIM J	RECENT ADVANCES IN PAEDITOR		1

59	8629	LANZKNOWSKY PHILIP	LANZKNOWSKY'S MANUAL OF PEDIATRIC HEMATOLOGY		6
60	8630	COLLEY, BRION D	CAFFEY'S PEDIATRIC DIAGNOSTIC IMAGING	1	13
61	8631	COLLEY, BRION D	CAFFEY'S PEDIATRIC DIAGNOSTIC IMAGING	2	13
62	8632	RADOVICK SALLY	PEDIATRIC ENDOCRINOLOGY A PRACTICAL CLINICAL GUIDE		1
63	8635	FISHER, RANDOM G	MOFFET'S PEDIATRIC INFECTION DISEASE		5
64	8639	MATHAI SHEILA SAMANTA	ARMED FORCES MEDICAL COLLEGE PEDIATRIC CLINICAL FOR MEDICAL		2
65	8643	TUNER, PETER	CLINICAL PEDIATRIC NEUROLOGY PRINCIPAL & PRACTICE		2
66	8645	WHITE, ANDREW J	THE WASHINGTON MANUAL OF PEDIATRICS		2
67	8649	KUNEL, ALICE	PEDIATRIC		1
68	8650	SHENDURNIKAR NIRANJAN	APPROACH TO PRACTICAL PEDIATRICS		1
69	8658	CHEUNG, RONNY	100 CASES IN PEDIATRICS		1
70	8659	MILLER, LEE TODD	BRS PEDIATRICS		2
71	8664	MORRISON WYNNE E	ROYERS HANDBOOK OF PEDIATRIC INTENSIVE CARE		5
72	8668	MC QUEEN ALISA	PEDIATRIC EMERGENCY MEDICINE ILLUSTRATED CLINICAL CASES		2
73	8672	ZEICHER STEVEN L	HANDBOOK OF PEDIATRIC HIV CARE		2
74	8676	RICCABONA, MINAKSHI	PEDIATRIC IMAGING ESSENTIAL		1
75	8677	BHOSALE MINAKSHI	MAIBALE PEDIATRIC SURGERY		1
76	8684	GUPTA, PIYUSH	TEXTBOOK OF PEDIATRICS		2
77	8688	SINGH MEHARBAN	PEDIATRIC CLINICAL METHODS		6
78	8694	BABU, ARUN	PEDIATRICS FOR MEDICAL GRADUATES		1
79	8696	LISSAUER, TOM	ILLUSTRATED TEXTBOOK OF PEDIATRICS		4
80	8701	SACHDEVA, ANUPAM	PEDIATRIC WORKING MANUALS 2015 DEVELOPMENTS PEDIATRIC		2
81	8703	THALONGD, NANDU	ESSENTIALS OF PEDIATRICS		2
82	8707	MARTIN, CLARISSA	PAEDIATRIC GASTROINTESTINAL DISORDER		1
83	8710	GILL, DENIS	PEDIATRIC CLINICAL EXAMINATION MADE EASY		6
84	8714	KUMAR, SANTHOSH	MANUAL OF PEDIATRIC PRACTICE		4
85	8725	KUMAR, SANTHOSH	PEDIATRIC ECG		2
86	8733	CHOUBE ATUL	CONCEPTS IN PEDIATRIC ENDOCRINOLOGY		1
87	8746	SHARMA AJAY	MARY SHERIDON'S FROM BIRTH TO FINE YEAR CHILDREN DEVELOPMENT		4
88	8754	ROBERTS, KENNETH	MANUAL OF CLINICAL PROBLEMS IN PEDIATRICS		5
89	8759	KLIEGMAN, ROBERT	NELSON TEXTBOOK OF PEDIATRICS	2	21

90	8765	PINOGARZA, ERIC	FENICHEL'S CLINICAL PEDIATRIC NEUROLOGY	8
91	8767	BRODSKY DARA	NEONATOLOGY CASE BASED REVIEW	1
92	8768	JONES, KENNATH	SMITHS'S RECOGNIZABLE PATTERNS OF HUMAN MALFORMA	7
93	8769	BOYLE, MAUREEN	EMERGENCIES AROUND CHILD BIRTH	3
94	8771	LORRY, STONE	NEONATAL BACTERIA INFECTION	1
95	8773	ROALKVAM SIDSEL	PROTECTING THE WORLD CHILDREN	1
96	8777	SHARMA, AJAY	FROM BIRTH TO FIVE YEARS PRATICAL DEVEL.EXAM	1
97	8785	SINGH MEHARBAN	THE ART & SCIENCE OF BABY & CHILD CARE	4
98	8790	SINGH, MEHARBAN	A TO Z CHILD CARE A READY RECKONER	1
99	8796	SINGH, MEHARBAN	BACCHON KA SWASTHYA AUR UNKI DEKHBHAL IN HINDI	1
100	8798	MARRARO, GIUPEPPE	VENTILATION SUPPORT OF NEONATES INFANTS AND CHILDREN	2


Dr. Neha Kakani
 MBBS, M.D. (Paedia)
 Professor
 (Reg. No. MP-15583)
 AIMS, Dewas

Department of Psychiatry at Amaltas Institute of Medical Sciences Dewas

The Department of Psychiatry at Amaltas Hospital is a dedicated center for excellence in mental health care, committed to providing compassionate, patient-centered treatment. Serving the rural and urban populations of Dewas and surrounding regions, the department focuses on the diagnosis, prevention, and rehabilitation of emotional, behavioral, and mental disorders. It combines clinical expertise with psychological therapies to improve the overall quality of life for patients across all age groups.

INFRASTRUCTURE

The department is integrated into the expansive 27.378-acre medical campus. It features well-organized Outpatient Department (OPD) chambers designed for privacy and comfort during consultations. For patients requiring intensive care, the hospital provides specialized General Wards (Male and Female) and private rooms. These facilities include modern nursing stations, examination rooms, and demonstration rooms with a 25-person capacity for academic and clinical training.

Library RESOURCES :

Collection: The combined library facility houses 11,796 books.

Recent Acquisitions: A total of 2,980 books were purchased in the last three years.

Journals: The library subscribes to 76 Indian journals and 30 foreign journals.

Specific Titles: Available journals include the British Journal of Psychiatry, Indian Journal of Medical Psychiatry, and the Industrial Psychiatry Journal.

E-Library: An air-conditioned computer lab with 40 browsing centers and high-speed internet.

Reading Halls: Separate inner and outer halls with a combined seating capacity for over 300 students and faculty.

Specialized Sections: Dedicated areas for PG residents, faculty, and a journal section that houses updated national and international psychiatric publications.

Equipment

The department is equipped with advanced diagnostic and therapeutic tools, including:

- **Psychological Assessment Tools:** Standardized batteries for IQ testing, personality assessments, and clinical scales.
- **Monitoring & Critical Care:** Fully equipped beds featuring multipara monitors, central oxygen/suction, and emergency kits (crash carts and defibrillators).
- **Diagnostic Support:** Access to the hospital's NABL-accredited pathology lab, MRI, and CT scan facilities for neurological evaluations.

Services Provided

- **General Psychiatry:** Management of Depression, Anxiety, Bipolar Disorder, and Schizophrenia.
- **Specialized Clinics:** Addiction psychiatry (De-addiction), Child and Adolescent psychiatry, and Geriatric mental health.
- **Therapeutic Care:** Counseling, Psychotherapy, and Behavioral Therapy provided by an expert team of psychiatrists and psychologists.
- **Emergency Services:** 24/7 psychiatric emergency care and crisis intervention.


DEPARTMENT RESEARCH LAB IMPORTANT EQUIPMENT

- Name of Equipment
- Digital Spectrophotometer
- PH meter
- Incubator
- Magnetic stirrer
- Paper Electrophoresis
- Gel electrophoresis
- Centrifuge
- Flame photometer
- Water bath
- Double distillation unit
- Colorimeter
- Binocular microscope
- Weighing machines (analytical)
- Micropipette(05-5ul)

- Cryostat (frozen section machine)
- Slide box (13large +02smal)
- Slide stand
- L-mode
- Holder
- Microwave
- Micro-pipette(5ul)
- Digital timer clock (1old+2new)
- Measuring cylinder (glass)100ml
- Reagent bottle (glass) (500ml+200ml)
- Rectangular petridish(glass)
- Slide stand
- Regent holder (wooden 6 heele)
- Rectangular water bath
- Centrifuge Machine
- Weighing Machine

- Hot plate
- Microtome Rotary
- Beaker – 250ml
(Plastic)
- Sprit lamp
- Slide cabinet
- Refrigerator
- Binocular
microscope
- BOD Incubator
- Compound
microscope
- Water bath
- Auto clave
- Universal
Indicator disk
- PH meter
- Chemical Balance
- Tube stand
- Small tube
- Slide stand
- Slide box
- Centrifuge
machine
- VDRL shakes

- Electrophoresis apparatus (paper)
- Inoculation hoop (wire)01
- Bicycle ergo Graph
- Stethoscope
- BP Instrument
- Inch tape
- Acto Photo meter
- Disintegration test Apparatus
- Binuclear microscope
- Kymograph
- Analgesio meter
- Rectangular water bath
- Electro convulse meter
- Digital Rota Road


Dr. ASHUTOSH SINGH BHATELE.
MBBS, MD (NEUROPSYCHIATRY)
MIPS, MIHS Reg No.- MP13718

AMALTAS INSTITUTE OF MEDICAL SCIENCES, DEWAS

DEPARTMENT OF RADIOLOGY

Facilities Available in the Department

The Department of radiology at Amaltas Institute of Medical Sciences, Dewas, is adequately equipped with infrastructure, teaching-learning resources, laboratory facilities, and research support systems required for undergraduate medical education. All facilities available in the department are in accordance with the guidelines prescribed by the National Medical Commission (NMC).

The department has well-established teaching facilities, including spacious demonstration rooms equipped with audiovisual aids such as overhead projectors, slide projectors, multimedia projectors, television, and other modern teaching tools to facilitate effective learning.

The practical teaching infrastructure includes amphibian, mammalian, and human physiology laboratories with adequate working space, preparation rooms, washbasins, storage facilities, and electrical provisions. A Clinical Physiology Laboratory is available with examination tables fitted with mattresses and adjustable features for clinical training. SOPs have been prepared for the usage of instruments to make them easy to manage.

The department also has a departmental library-cum-seminar room with a total of **books**, including standard textbooks and reference materials to support academic activities.

A dedicated research laboratory is available to promote research activities among faculty and students.

The department is equipped with a wide range of instruments and teaching aids essential for physiology practical training, clinical examination, and demonstrations. Animal experiments are demonstrated using computer-assisted learning, charts, models, photographs, and videos in accordance with ethical guidelines.

Department of Radiology Facilities Report: Amaltas Institute of Medical Sciences

The Department of Radiology at Amaltas Institute of Medical Sciences, Dewas, provides comprehensive diagnostic services and medical education facilities in accordance with National Medical Commission (NMC) guidelines.

INFRASTRUCTURE: Department of Radiology The department is equipped with essential infrastructure for undergraduate medical education, including teaching-learning resources and research support systems. Key facilities include:

- **TEACHING FACILITIES:** Spacious demonstration rooms featuring audiovisual aids such as multimedia projectors and modern teaching tools.
- **LABORATORIES:** Practical teaching infrastructure includes human physiology and clinical physiology laboratories with adjustable examination tables. A dedicated research laboratory is available for faculty and students.
- **ADMINISTRATIVE SPACE:** The infrastructure includes a department office with necessary equipment, storage for files, and dedicated office space for faculty, including the Head of the Department, Professors, and Residents.

LIBRARY FACILITY:-

The library facilities comprise both central and departmental resources:

- **COLLECTION:** The combined library houses 11,796 books, with 2,980 purchased in the last three years.

- **JOURNALS:** There are 106 Indian journals and 30 foreign journals available. Specific radiology titles include the American Journal of Roentgenology and the Indian Journal of Radiology and Imaging.

EQUIPMENT:-

The department maintains a wide array of functional diagnostic equipment:

- **X-Ray:** Six static machines (up to 800 MA), six portable machines, and two digital X-ray systems.

- **Advanced Imaging:** A 16-slice CT scan (2016) and a 1.5T SIEMENS MRI (2024).

- **Ultrasound & Others:** Three USG Grey Scale units, three Color Doppler units (including GE Voluson and Versana models), A Mammography machine, and a DSA system (Wipro GE Optima).

MISCELLANEOUS :-

The department actively participates in national programs and maintains regulatory compliance:

- **REPORTING:** Monthly PCPNDT data is submitted to government authorities, and OBS Patient F-Forms are submitted daily via the HamariLadli portal.

NK Mittal
Dr. Nirmal Kumar Mittal
04/05/2026
Professor & MD
Reg. No. MP-3449
Department of Radiodiagnosis
AIMS Dewas (M.P.)

DEPARTMENT OF Respiratory Medicine

Amaltas Institute of Medical Sciences, Dewas

Facilities Available in the Department

The Department of Respiratory Medicine is equipped with modern infrastructure, clinical facilities, teaching resources, and research support systems as per NMC guidelines.

Infrastructure

- 6 OPD rooms (15 m² each) with adequate waiting area (712 m²)
- 4 well-maintained wards with adequate ventilation
- Departmental office with clerical staff and storage
- Rooms for HOD, Professors, Associate Professors, Assistant Professors, Residents and staff
- 01 Fully Functional and Equipped Intensive care unit (ICU)
- Computer With Printer

Teaching and Learning Facilities

- Seminar room with adequate space
- Audiovisual aids including projector screen
- Internet facility available
- Regular academic activities (seminars, journal clubs, case presentations, group discussions)

Central library and Academic Resources

- Total Books: 11,796
- Indian Journals: 76
- Foreign Journals: 30

Major Equipment

- Multipara Monitors
- Pulse Oximeters
- ECG

- Resuscitation kit
- MDR treatment facilities
- Nebulizers
- Ventilators
- Computerized PFT equipment/ / PEFR
- Crash cart
- Syringe pump
- Fibreoptic Bronchoscope
- Other routine use equipment
- Defibrillator
- USG
- Any other equipment
- USG Guided Biopsy

Specialty Clinics

- Pulmonary Rehabilitation
- Asthma / COPD
- Bronchoscopy / interventional

Services

- Bronchoscopy
- Thoracoscopy
- Thoracocentesis
- Intercostal Drainage
- Physiotherapy Section. / Pulmonary Rehabilitation
- FNAC from Pleura and Lung and Trunaat
- Any other USG Guided Biopsy
- PFT test and DLCO
- Blood Gas Analysis
- Other intervention procedures if any
- RICU Services
- Aerosol Therapy
- Treatment for MDR Tuberculosis

Amaltas Institute of Medical Science, Dewas

Accession Register : RESPIRATORY MEDICINE (TB & Chest)

S.no	Acc.no	Name of Author	Title of the Book	Ed.	Publication	Year
1	7811	THOMSON RYAN	RESPIRATORY MEDICINE OBSTRUCTIVE DISEASES	1	HARPER	2010
2	9467	FOSTER, JIM	CLINICAL SYMPTOMS & TREATMENT & PULMONARY INFECTIONS	1	FOSTER	2015
3	9468	MULLER, NLSOR	DISEASES OF THE LUNG	1	WILEY	2013
4	9469	LODDENKEMPER ROBERT	MEDICAL THORACOSCOPY PLEUROSCOPY MANUAL ATLAS	1	HUBER	2011
5	9470	ANCE, LIAM	PHYSIOLOGY BASIC OF PULMONARY & SLEEP DISORDER	1	CPA	2014
6	9475	DAKIN JONATHAN	LUNG FUNCTION TESTS	2	CPA	2019
7	9476	BECKLER, MORRIS	ENCYCLOPEDIA OF TUBERCULOSIS ORIGIN OF M. COCCO BACTERIUM TUBER	1	HARPER	2015
8	9477	MORRIS BECKLER	ENCYCLOPEDIA OF TUBERCULOSIS ORIGIN OF M. COCCO BACTERIUM TUBER	1	HARPER	2015
9	9478	BECKLER, MORRIS	ENCYCLOPEDIA OF DIAGNOSTIC APPROACH	1	HARPER	2015
10	9479	BECKLER, MORRIS	ENCYCLOPEDIA OF INTERNATIONAL PRECEPTIVE IN DIAGNOSIS	1	HARPER	2015
11	9480	BECKLER, MORRIS	ENCYCLOPEDIA OF T.B STUDY OF BACILLI	1	HARPER	2015
12	9481	BECKLER, MORRIS	ENCYCLOPEDIA FIGHTING AGAINST DRUG RESISTANCE	1	FOSTER	2015
17	9482	SWAN JEFFREY	CYSTIC FIBROSIS ADVANCED RESEARCH	1	FOSTER	2015
18	9483	FOSTER JIM	PULMONARY HYPERTENSION CLINICAL RESEARCH CHALLENGE	1	OXFORD	2019
19	9484	UDWADIA FAROKH	PRINCIPLES OF RESPIRATORY MEDICINE	1	OXFORD	2019
25	9485	UDWADIA FAROKH	PRINCIPLES OF RESPIRATORY MEDICINE	1	OXFORD	2019
26	9486	UDWADIA FAROKH	PRINCIPLES OF RESPIRATORY MEDICINE	10	WOLTERS	2019
27	9625	WEST, JOHN B	WEST'S RESPIRATORY PHYSIOLOGY THE ESSENTIALS	10	WOLTERS	2019
28	9626	WEST, JOHN B	WEST'S RESPIRATORY PHYSIOLOGY THE ESSENTIALS	10	WOLTERS	2019
24	9628	DAVIS ANDREW	THE RESPIRATORY SYSTEM BASIC SCIENCE OF CLINICAL CONDITION	2	ELSEVIER	2010
30	9629	BROADDUS V COURTENCY	MURRAY & HADLES - TEXT BOOK OF RESPIRATORY MEDICINE	6	ELSEVIER	2009
31	9630	BROADDUS V COURTENCY	MURRAY & HADLES - TEXT BOOK OF RESPIRATORY MEDICINE	6	ELSEVIER	2009
32	9631	MORRIS A TIMOTHY	MANUAL OF CLINICAL PROBLEMS IN PULMONARY MEDICINE	7	WOLTERS	2014
33	9632	WILMOTT	KENING & CHEEKS'S ORDER OF THE RESPIRATORY TRACT IN CHILDREN	9	ELSEVIER	2019
34	9633	CLOUTIER M MICHELLE	RESPIRATORY PHYSIOLOGY	2	ELSEVIER	2019
35	9634	CLOUTIER M MICHELLE	RESPIRATORY PHYSIOLOGY	2	ELSEVIER	2019
36	9635	S. DLEPAK	CLINICAL NOTES IN RESPIRATORY SYSTEM		JAYPEE	
37	9636	COSTABLE ULRICH	ATLAS OF BRONCHOALVEOLAR LAVAGE	1	CHAPMAN	1998
38	9638	AHMED TOSADDAK	DIFFICULT DIAGNOSIS & MANAGEMENT OF TUBERCULOSIS	1	JAYPEE	2010
39	9640	MENZEL, MATTHEW	DISORDERS OF THE RESPIRATORY TRACT COMMON CHALLENGES IN PRIMARY CARE	1	HUMAN	2006
40	9641	JOHNSTON L. SEBASTIAN	EXACERLATION OF ASTHMA	1	infor	2007
41	9642	LIGHT W. RICHARD	PLEURAL DISEASE	6	WOLTERS	2017
42	9647	ACARWAL KUMAR MUKESH	NONINVASIVE VENTILATION MADE EASY	1	JAYPEE	2011
43	9649	JINDAL SK	HANDBOOK OF PULMONARY & CRITICAL CARE MEDICINE	2	JAYPEE	2019
44	9650	GOODMAN R. LAWRENCE	FELSON'S PRINCIPLES OF CHEST ROENTGENOLOGY PROGRAMMED TEXT	2	ELSEVIER	2021
45	9651	GOODMAN R. LAWRENCE	FELSON'S PRINCIPLES OF CHEST ROENTGENOLOGY PROGRAMMED TEXT	2	ELSEVIER	2021
46	9653	HIRA SINGH HARMANJIT	MANUAL OF RESPIRATORY MEDICINE	1	JAYPEE	2008
47	9654	KULKARNI PRABHAKAR ATUL	CASE BASED REVIEW IN CRITICAL CARE MEDICINE : A COMPREHNSIVE PREPARATORY BOOK FOR THE EXAMINEE	1	JAYPEE	2019
48	9655	KULKARNI PRABHAKAR ATUL	CASE BASED REVIEW IN CRITICAL CARE MEDICINE : A COMPREHNSIVE PREPARATORY BOOK FOR THE EXAMINEE	1	JAYPEE	2019
49	9657	SINGH HARIQBAL	101 CHEST X-RAY SOLUTION	1	JAYPEE	2013

829	SINGH MEENU	ASTHMA IN CHILDREN	1	JAYPEE	2011
830	DEVI DEEPAK DR	CLINICAL NOTES IN RESPIRATORY SYSTEM	1	JAYPEE	2021
831	8665	GOPIKAL MARM	1	JAYPEE	2008
832	8673	HANEY G LIAM	1	JAYPEE	2013
833	8676	HAS SINGH HARMANJIT	1	JAYPEE	2008
834	8677	HAS SINGH HARMANJIT	1	JAYPEE	2008
835	8680	HAS SINGH HARMANJIT	1	JAYPEE	2015
836	8682	ARYA NARAYAN SHYAM	1	JAYPEE	2015
837	8684	ARYA NARAYAN SHYAM	1	JAYPEE	2015
838	8686	LIGHT J MICHAEL	1	JAYPEE	2013
839	8687	LIGHT J MICHAEL	1	JAYPEE	2011
840	8690	HANNEN F JAMES	1	JAYPEE	1988
841	8694	KHARMA SK	1	JAYPEE	2008
842	8696	BALASUBRAMANIAN T	1	JAYPEE	2008
843	8700	BALASUBRAMANIAN T.	1	JAYPEE	2008
844	8701	HIRA SINGH HARMANJIT	5	WOLTERS	2005
845	8702	GEORGE B. RONALD	1	OXFORD	2013
846	8703	MASKELL NICK	1	OXFORD	2013
847	8704	MASKELL NICK	1	THREE LIFE MEDIA	2017
848	8707	UDWADIA F. ZARIR	1	TREE LIFE MEDIA	2017
849	8708	UDWADIA F. ZARIR	8	ELSEVIER	2017
850	8713	LAMB B. ANDREW	8	ELSEVIER	2017
851	8714	LAMB B. ANDREW	1	SPRINGER	2007
852	8716	REUTER P.	1	SPRINGER	2004
853	8723	BULLERIN VAN FRED	1	THIEME	2011
854	8724	WITTRAM CONRAD	1	THIEME	2011
855	8725	WITTRAM CONRAD	2	THIEME	2006
856	8726	BURGNER A FRANCIS	2	PARAS	2016
857	8727	BHAT RAGHAVENDRA	2	PARAS	2016
858	8728	BHAT RAGHAVENDRA	1		2012
859	8729	DRENSTEIN M DAVID	4	JAYPEE	2018
860	8730	ANJU GARG	6	JAYPEE	2021
861	8731	TULSI M	6	JAYPEE	2021
862	8733	TULSI M	1	WILAY	2008
863	8734	KAUFMANN H E	1	WILAY	2008
864	8735	KAUFMANN H E	1	WILAY	2008
865	8736	KAUFMANN H E	12	ELSEVIER	2017
866	8737	EGAN M ROBERT	3	JAYPEE	2020
867	8738	SHARMA K SURENDRA	10	ELSEVIER	2016
868	8739	GARDENHIRE S DOUGLAS	5	ELSEVIER	2020
869	8740	PRES NG GARY	1	JAYPEE	2018
870	8741	KAKAR ATUL	1	JAYPEE	2018
871	8742	KAKAR ATUL	1	JAYPEE	2018
872	8743	RAY K SWAPAN	1	JAYPEE	2018

AMALTAS INSTITUTE OF MEDICAL SCIENCES, DEWAS

JOURNALS LIST : FOREIGN AND INDIAN

DEAPRTMENT: Respiratory (TB & Chest)


Sr. No.	Name of Indian Journals	Publisher	Year
1	LUNG INDIA	MEDKNOW	2022
2	INDIAN JOURNAL OF ALLERGY , ASTHMA & IMMUNOLOGY	MEDKNOW	2022
3	INDIAN JOURNAL OF RESPIRATORY CARE	MEDKNOW	2022
4	INDIAN JOURNAL OF SEXUALLY TRANSMITTED DISEASES AND AIDS	MEDKNOW	2022
5	JOURNAL OF PSYCHOSEXUAL HEALTH	SAGE	2022
6	INDIAN JOURNAL OF IMMUNOLOGY AND RESPIRATORY MEDICINE	IP INNOVATIVE	2022

Sr No.	Name of foreign Journals	Publisher	Year
1	CHEST	ELSEVIER	2022
22	CLINICAL IN CHEST MEDICINE	ELSEVIER	2022

Departmental Research Lab Important Equipment

- Digital Spectrophotometer
- PH meter
- Incubator
- Magnetic Stirrer
- Paper Electrophoresis
- Gel electrophoresis apparatus
- Centrifuge
- Flame photometer
- Water bath
- Double Distillation unit
- Colorimeter
- Binocular Microscope
- Weighing Machines (Analytical)
- Micropipette (05-50 μ l)
- Cryostat (Frozen section machine)
- Slide Box (13 Large + 02 Small)
- Slide Stand
- L-Mode
- Holder
- Microwave
- Micro-pipette (5ul)
- Digital timer clock (1 Old + 2 New)
- Measuring Cylinder (Glass) 100 ml
- Reagent Bottle (Glass) (500ml + 200ml)
- Rectangular petridish (Glass)
- Slide stand
- Regent Holder (wooden 6 heele)
- Rectangular water bath
- Centrifuge Machine
- Weighing Machine
- Hot Plate
- Microtome Rotary
- Beaker - 250 ml (Plastic)
- Sprit lamp
- Slide Cabinet

- Refrigerator
- Binocular Microscope
- BOD Incubator
- Compound Microscope
- Water Bath
- Auto Clave
- Universal Indicator disk
- PH Meter
- Chemical Balance
- Tube stand
- Small tube stand
- Slide stand
- Slide box
- Centrifuge machine
- VDRL Shakes
- Electrophoresis apparatus (Paper)
- Inoculation hoop (wire)
- Bicycle Ergo Graph
- Stethoscope
- BP Instrument
- Inch tape
- Acto Photo Meter
- Disintegration test Apparatus
- Binuclear Microscope
- Kymograph
- Analgesio meter
- Rectangular water Bath
- Electro convulse meter
- Digital Rota Rod


Dr. Ashwin Songara
Professor
Respiratory Medicine
Reg. No.-MP-14769
AIMS, Dewas (M.P.)

Amaltas Institute of Medical Sciences, Dewas

DEPARTMENT OF FORENSIC MEDICINE & TOXICOLOGY

1. Overview of the Department

The Department of Forensic Medicine & Toxicology is a vital component of the MBBS curriculum, responsible for imparting knowledge related to medico-legal responsibilities, forensic investigations, and toxicological analysis. The department is designed and developed in accordance with the guidelines laid down by the National Medical Commission (NMC).

2. Infrastructure and Physical Facilities

2.1 Lecture Theatre

- Lecture theatre facilities are available as per institutional norms and NMC guidelines
- Equipped with audiovisual teaching aids to support effective large-group teaching.

2.2 Demonstration Rooms

- Total: **4 Demonstration Rooms**
- Area: **90 sq. meters each**
- Capacity: **85 students per room**
- Facilities include:
 - Strip chairs
 - Overhead projector
 - Slide projector
 - Television and video systems
 - Multimedia teaching aids

2.3 Departmental Museum

- Area: **225 sq. meters**
- Seating capacity: **85 students**
- Contains:
 - Medico-legal specimens
 - Charts and models
 - Prototype firearms
 - Wax models
 - Slides and preserved specimens
 - Toxicology samples and photographs

- All specimens are properly labeled.
- **20 catalogues** available for student reference.

2.4 Laboratory

- **Area: Adequate**
- Designed for:
 - Forensic histopathology
 - Serology
 - Anthropology
 - Toxicology analysis
- Equipped with essential instruments and apparatus for practical training.

2.5 Departmental Library

- **Area: Adequate Functions as Library-cum-Seminar Room**
- **Book availability: 80–100 books**
- **Compliance: Not more than two copies of a single title counted toward total**
- Supports self-directed learning and academic discussions

2.6 Research Laboratory

- **Area: Adequate**
- Dedicated to research activities in forensic science and toxicology

2.7 Staff

Provision for departmental staff as per NMC norms:

Designation

Professor & HOD

Associate Professor/Reader

Assistant Professor/Lecturer

Tutors/Demonstrators

Designation

Department Office cum Clerical Room

Non-teaching Staff Room

3. Teaching Equipment and Learning Resources

3.1 Teaching Equipment

- Multimedia projector with CPU and projection screen
- Television and DVD player
- Digital SLR camera with accessories
- Student microscopes
- X-ray view box (two-in-one)
- Stopwatch
- Charts and models

3.2 Anthropometric Instruments

- Folding metal rod (up to 7 ft)
- Osteometric board
- Craniometer
- Mandibulometer
- Goniometer
- Vernier calipers
- Height measuring instruments
- Dial-type weighing machine

3.3 Laboratory Equipment

- Digital pH meter
- Spectrophotometer
- Chemical balance
- Distillation plant
- Refrigerator
- Centrifuge
- Slide warming table
- Hot plate
- Glass cutting pencil
- Spectroscopic lens with adjustable slit
- Dissection set

- Digital BP instrument
- Stethoscope

4. Research Facilities

Shared Central Research Lab Facilities

- Microtome with knife
- Paraffin embedding unit
- Water bath for tissue flotation
- Moulds and block holders
- Abrasive powders
- Thin layer chromatography setup
- Gas chromatograph
- Ultraviolet spectroscope
- Infrared spectroscope
- Mass spectrometer

5. Academic and Practical Training Support

- Structured undergraduate teaching aligned with CBME curriculum
- Demonstration-based learning in small groups
- Exposure to real medico-legal cases through autopsy and case discussions
- Museum-based self-directed learning
- Practical exposure to forensic techniques and toxicology

6. Compliance with Regulatory Standards

The Department of Forensic Medicine & Toxicology is fully compliant with:

- **NMC infrastructure norms**
- **CBME curriculum requirements**
- **Laboratory and safety standards**

All equipment, facilities, and academic activities are maintained and updated as per regulatory requirements.

DEPARTMENT OF PHARMACOLOGY

Amaltas Institute of Medical Sciences, Dewas

Facilities Available in the Department

The Department of Pharmacology at Amaltas Institute of Medical Sciences, Dewas, is adequately equipped with infrastructure, teaching-learning resources, laboratory facilities, and research support systems required for undergraduate medical education. All facilities available in the department are in accordance with the guidelines prescribed by the National Medical Commission (NMC).

The department has well-established teaching facilities, including spacious demonstration rooms equipped with audiovisual aids such as overhead projectors, slide projectors, multimedia projectors, television, and other modern teaching tools to facilitate effective learning.

The practical teaching infrastructure includes amphibian, mammalian, and human pharmacology laboratories with adequate working space, preparation rooms, washbasins, storage facilities, and electrical provisions. A Clinical pharmacology Laboratory is available with examination tables fitted with mattresses and adjustable features for clinical training. SOPs have been prepared for the usage of instruments to make them easy to manage.

The department also has a departmental library-cum-seminar room with a total of 115 books, including standard textbooks and reference materials to support academic activities.

A dedicated research laboratory is available to promote research activities among faculty and students.


The department is equipped with a wide range of instruments and teaching aids essential for Pharmacology practical training, clinical examination, and demonstrations. Animal experiments are demonstrated using computer-assisted learning, charts, models, photographs, and videos in accordance with ethical guidelines.

List of Facilities Available

Infrastructure:

- Room for Professor and Head of the Department
- Rooms for Associate Professors
- Rooms for Assistant Professors/Lecturers
- Rooms for Tutors/Demonstrators
- Departmental office-cum-clerical room
- Room for non-teaching staff

Teaching and Learning Facilities


5/5/26
12:30 PM

Prof. & HOD
Department of Pharmacology
Amaltas Institute of
Medical Sciences, Dewas

- Demonstration rooms with audiovisual teaching aids ✓
- Multimedia projectors, overhead projectors, and slide projectors ✓
- Television and teaching support systems ✓
- Models, charts, and audiovisual learning materials ✓

Laboratories

- Amphibian laboratory with preparation room ✓
- Mammalian laboratory with preparation room ✓
- Human physiology laboratories including hematology section ✓
- Clinical Physiology ✓
- Research laboratory ✓

Library and Academic Resources

- Departmental library-cum-seminar room ✓
- Total number of books: 115 ✓

Major Equipment and Instruments ✓


- Kymographs, myographs, induction coils, stimulators, and time markers
- Microscopes, hemocytometers, hemoglobin meters
- Centrifuges, colorimeters, pH meters, incubators
- Digital physiographs and student physiographs
- ECG machines, polygraphs, ergographs
- Spirometers, gas analysis apparatus, Douglas bags
- Sphygmomanometers and stethoscopes

Support Equipment ✓

- Computers with printers and laptops
- Photocopier and scanner
- Multimedia projectors with screens
- Sterilizers and refrigerators
- Instrument trolleys and stopwatches
- Oxygen and carbon dioxide cylinders with trolleys
- Voltage stabilizers and laboratory glassware

Research Lab List

<u>Research Lab</u>		
S.NO.	Name of Items	Qty.
1	Spectro photo meter	1
2	Digital ph meter	1
3	Flame photo meter	1
4	Auto colorimeter	1
5	Analytical balance	1
6	Cook's pole climbing response apparatus	1
7	Auto photo meter	1
8	Auto colorimeter	1
9	Flame photo meter	1
10	Disintegration test apparatus	1
11	Binocular microscope	1
12	Auto clave	1
13	(Isolated mammalian heart)Peprfusion apparatus	1
14	Digital ratarod(5 compartments)	1
15	Deioniser	1
16	Distillation apparatus	1
17	Big Table (1)	1
18	Chair (Plastic) 2	1
19	Office Chair 3	1

checked

 05-05-2022

DEPARTMENT OF PHARMACOLOGY

DEPARTMENT OF PHARMACOLOGY

EXPERIMENTAL LAB

S.NO	Name of Equipent / Apparatus	Quantity
1	Flex Chart	11
2	Stool (Steel)	58
3	Kymograph	18
4	Metal Stand	20
5	Orgen Bath with Asembly	20
6	Table	2
7	Chair	2
8	Green Board	1
9	Office Chair	1

Name of the Block	Area in Square Meter
Experimental Lab	245

Checked

Quis
05-05-2026



MAMMALION LAB		
S.NO	Name of Equipent / Apparatus	Quntity
1	Dog Table	1
2	Dog Model with all connections	1
3	Extension kymograph with Assembly	1
4	Power Table	1
5	Respiratory bump	1

Name of the Block	Area in Square Meter
Preparation (Room-2)	16

Checked
Pray
 15-05-2016

S.No	Book & Author	Edition	Acc. No
1	Manual of Pharmacology for MBBS - Dr. Mukta N. Chouta, Dr. Ashok Shenoy	1st 2016	(3)
2	Pharmaceutical Calculations - Ashutosh Kar	1st	(2)
3	Pharmacology & Pharmacotherapeutics - R.S. Satoskar	24th	(2)
4	Medical Pharmacology - Padmaja Udaykumar	5th	(6)
5	Drug Benefits and Risks - Chris J. van Boxtel	2nd	(2)
6	Modern Dispensing Pharmacy - N.K. Jain, G.D. Gupta		17
7	Quintessence of Medical Pharmacology - Sujit K. Chaudhuri	3rd	(3)
8	Current Trends in Pharmacology - Arunabha Ray, Kavita Gulati		29
9	Smart Study Series Pharmacology - Bhaskar Krishnamurthy		
10	Lippincott Illustrated Reviews Pharmacology - Richard A. Harvey	6th	(2)
11	BRS Pharmacology - Gary C. Rosenfeld	6th	
12	Spectrometric Identification of Organic Compounds - Robert M. Silverstein	6th	
13	Essentials of Medical Pharmacology - K.D. Tripathi	7th (3), 8th	
14	Pharmacology of Undergraduates - S.L. Agrawal, Sunil Agrawal	3rd	(2)
15	Prescriber's Guide on Essential Psychopharmacology - Stephen M. Stahl	5th	
16	Bansal's New Medical Dictionary - Dr. Shrinandan Bansal	2nd (2010)	
17	Textbook of Pharmacology - S.D. Seth, Vimlesh Seth	3rd	
18	Pharmacology - George M. Brenner, Craig W. Stevens	4th	(2)
19	Vision - Speed Mission Next - PG Pharmacology - K. Vinayak Senthil		
20	Clinical Pharmacology - Peter N. Bennett, Morris J. Brown	11th (2), 11th	
21	Pharmaceutical Analysis - Edited by David C. Lee & Michael		(1)
22	ICD-10 Classification of Mental & Behavioural Disorders		1
23	Essentials of Pharmacognosy - Ashutosh Kar		1
24	Pharmacology for Anaesthesia and Intensive Care - T.E. Peck & S.A. Hill		1
25	Handbook of Psychiatric Drug Therapy - Stephen D. Silberstein & Michael J. Marmura	6th	
26	Essential Neuropharmacology - Stephen D. Silberstein & Michael J. Marmura		
27	Rang & Dale's Pharmacology - H.P. Rang, J.M. Ritter	8th	
28	A Textbook of Pharmacognosy - N. Kumar		
29	Clinical Pharmacology During Pregnancy - Donald R. Mattison		
30	Rapid Revision in Clinical Pharmacology - Ben Greenstein		
31	Competency Based Textbook for 2nd Professional MBBS Pharmacology - Saumya Singh, Aditya Pratap Singh		
32	Pharmacology - Don A. Ballington, Mary M. Laughlin	5th	
33	Postgraduate Topics in Pharmacology - Yogita Bitharma Mali	2nd	
34	Pharmaceutical Chemistry Theory and Application Vol-1 - Leslie G. Chatten		
35	A Textbook of Pharmacology - N. Kumar		
36	Goodman & Gilman's The Pharmacological Basis of Therapeutics	11th, 12th	(2)
37	Textbook of Medical Physiology - Prof G.K. Pal		
38	Quintessence of Medical Pharmacology - Chaudhuri		1
39	The Textbook of Pharmaceutical Medicine - John P. Griffin, John O'Grady	4th	
40	Oxford English Reference Dictionary		1
41	Dorland's Illustrated Medical Dictionary	32nd	
42	Pharmacology for MBBS - S.K. Srivastava, Rohan Srivastava	2nd	
43	Pharmaceutical Chemistry - Inorganic - G.R. Chatwal	5th	

Checked

Pray

05-05-2020



44	Lippincott's Illustrated Reviews Pharmacology 4th
45	Manual of Practical Pharmacology - S.K. Srivastava, Rohan Srivastava 1st
46	Pharmacognosy and Phytochemistry - Raju Ratan Wadekar, Manohar J. Patil
47	Medical Pharmacology - Padmaja Uday Kumar 6th edition
48	Concise Textbook of Clinical Psychiatry - Kaplan & Sadock 2nd
49	Basic & Clinical Pharmacology - Bertram G. Katzung
50	Medical Pharmacology - S.K. Srivastava Volume 1st, 4th
51	Pharmacology for MBBS - Dr. S.K. Srivastava 1st
52	Basic & Clinical Pharmacology - Bertram G. Katzung, Anthony J. Trevor 13th
53	Pharmacology An Illustrated Review - Mark A. Simmons
54	Blueprints Pharmacology - Katherine Y. Yang, Larissa R. Graff
55	The Year in Dyslipidaemia - PN Durrington, M Mackness, JP Miller, JAE Rees 2003
56	Principles of Pharmacology - HL Sharma, KK Sharma 3rd
57	Practical Pharmacology - Sangeeta Sarkar, Vartika Srivastava
58	Pharmacological Classification of Drugs - K.D. Tripathi 5th
59	Textbook of Foundation Course and AETCOM - Yogesh S. Onlakta
60	Dosage Form Design - Dr. Javed Ali, Dr. R.K. Khar
61	Pharmacology Simplified - Ravikant Iyer 2013
62	Clinical Pharmacology and Therapeutics of Hypertension - G.T. McInnes 25 volumes
63	Clinical Pharmacology - P.N. Bennett, M.J. Brown 10th
64	Antisense Therapeutics - Sudhir Agrawal
65	Pharmaceutical Practice - Judith A. Rees, Ian Smith 5th
66	Essentials of Pharmacology - D.K. Basu 8864
67	Essentials of Pharmacology - D.K. Basu 8861
68	Introducing Pharmacology - Roger McFadden 2nd 8855
69	Introducing Pharmacology - Roger McFadden 2nd 8853
70	Basic Tests for Pharmaceutical Dosage Forms - WHO 8970
71	Basic Tests for Pharmaceutical Dosage Forms - WHO 8972
72	The Essentials Pharmaceutical Inorganic Chemistry - Ravi K.P. Tripathi, Pradeep Singh 8957
73	The Essentials Pharmaceutical Inorganic Chemistry - Ravi K.P. Tripathi, Pradeep Singh 8947
74	Adverse Drug Interactions - Lakshman Delgoda Karalliedde, Simon F.J. Clarke 2nd 3963
75	Stedman's Pocket Medical Dictionary 935
76	A Textbook of Pharmacology - N. Kumar 2nd (2010) 9362
77	Bansal's Concise Medical Dictionary - Dr. Shrinandan Bansal 2708
78	Pharmacology - Don A. Ballington, Mary M. Laughlin 5th 3407
79	Pharmacology - Don A. Ballington, Mary M. Laughlin 5th 3405
80	Basic and Clinical Pharmacology & Therapeutics - Dr. B.B. Gaitonde, Dr. B.V. Telang 8895
81	Computer Applications in Pharmacy - Munish Goyal, Varun Arora, Sapan K. Shah 8916
82	Computer Applications in Pharmacy - Munish Goyal, Varun Arora, Sapan K. Shah 8913
83	Pharmacology - Hira Bhalla, Yogesh Gulati, Deepak Mishra 8300
84	Trease and Evans Pharmacognosy - William C. Evans 16th 8925
85	Trease and Evans Pharmacognosy - William C. Evans 16th 8924
86	Medical Pharmacology - Padmaja Uday Kumar 8th 3455
87	The Textbook of Pharmaceutical Medicine - John P. Griffin, John O'Grady 4th 3425
88	District Laboratory Practice in Tropical Countries 2nd 4132
89	National Health Programs of India - J. Kishore 12th 3506

Checked
Duy
05-05-2026

90	National Health Programs of India - J. Kishore	12th	3504
91	Aulton's Pharmaceutics - Michael E. Aulton, Kevin M.G. Taylor	5th	6179
92	The Washington Manual Infectious Diseases - Nigar Kirmani, Michael S. Durkin	3rd	8064
93	Drug Carrier Systems Handbook - Erica Helmer		4886
94	Essentials in Pharmacotherapy - Sean Boyd		6188
95	Pharmacology for Medical Graduates - Tara V. Shanbhag	4th	7124
96	A Short Textbook of Medical Pharmacology - Md Abdus Salam, AFM Saiful Islam		4900
97	A Short Textbook of Medical Pharmacology - Md Abdus Salam, AFM Saiful Islam		4899
98	Medical Pharmacology & Therapeutics - Derek G. Waller, Anthony P. Sampson	4th	4895
99	BRS Pharmacology - Sarah Lerchenfeldt	7th	8827
100	BRS Pharmacology - Sarah Lerchenfeldt	7th	8826
101	Lippincott Photo Atlas of Medication Admin. - Pamela Lynn	5th	8809
102	Lippincott Photo Atlas of Medication Admin. - Pamela Lynn	5th	8810
103	Clinical Pharmacology - Susan M. Ford	11th	8808
104	Basic & Clinical Pharmacology & Therapeutics - Dr. B.B. Gaitonde, Dr. B.V. Telang	2010	8801
105	Principles of Pharmacology - David E. Golan, Ehrin J. Armstrong, April W. Armstrong	4th	8832
106	The Washington Manual Infectious Diseases	3rd	8067
107	Clinical Pharmacology Therapeutics & Prescribing		8838
108	Medical Pharmacology - Padmaja Uday Kumar	6th edition	
109	Concise Textbook of Clinical Psychiatry - Kaplan & Sadock	2nd	
110	Basic & Clinical Pharmacology - Bertram G. Katzung		
111	Medical Pharmacology - S.K. Srivastava	Volume 1st, 4th	
112	Pharmacology for MBBS - Dr. S.K. Srivastava	1st	
113	Basic & Clinical Pharmacology - Bertram G. Katzung, Anthony J. Trevor	13th	
114	Pharmacology An Illustrated Review - Mark A. Simmons		
115	Blueprints Pharmacology - Katherine Y. Yang, Larissa R. Graff		

Checked

05-05-2020

DEPARTMENT OF BIOCHEMISTRY

Amaltas Institute of Medical Science (AIMS),Dewas

Facilities Available in the Department

The Department of Biochemistry of Amaltas Institute of Medical Science, (AIMS) Dewas has adequate teaching staff with infrastructure of the department as per NMC norms such as

Department office: Size 14 sq.mt. with clerk, computer equipment, printer, ups etc.

Office Space for teaching faculty/residents

Professor and Head- 25 sq.mtr.

Professor-18 sq.mtr.

Associate Professor-18 sq.mtr.

Assistant prof.-14 sq.mtr.

PG Room-14 sq.mtr.

Seminar Room cum library : adequate facilities digital projector with audiovisual equipment

Library Adequate books /129 (Department), Central library 11796, Indian journals adequate foreign Journals adequate offline and online journal

Departmental research lab : Adequate space with facilities Electrophoresis, chromatography, auto and semi auto analyzer, ELISA with molecular lab in central research lab and CCL


A dedicated research laboratory is available to promote research activities among students and faculties, practical training and other training facilities available

UG Practical laboratory with all Essential instruments such as colorimeter, PH meter electrophoresis ETC

Central clinical chemistry lab : well equipped with more than 1500 investigations per day

Department is fully equipped with all facilities as per NMC norms for 250 annual intake of UG students and PG students like latest instruments, E library facilities charts, models, videos, photographs ETC

Department of Biochemistry is well furnished and having adequate facilities



Prof. & Head

Department of Biochemistry

AIMS, Dewas

Prof. & HOD

Department of Biochemistry

Amaltas Institute of

Medical Sciences, Dewas





Amaltas Institute of medical Sciences, Dewas

Department of Biochemistry

Book List

Annexure I

S. NO.	Acc. No.	Author	Title	Qty.
1	2443	Rambabu K.	Fundamentals of Biochemistry	1
2	2442	Rambabu K.	Fundamentals of Biochemistry	1
3	1750	Rodwell	Harper's Illustrated Biochemistry	1
4	1752	Rodwell	Harper's Illustrated Biochemistry	1
5	1755	Satyanarayana	Biochemistry	1
6	1743	Puri D.	T. Book of Medical Biochemistry	1
7	2526	Rambabu K.	T. Book of Biochemistry	1
8	2525	Rambabu K.	T. Book of Biochemistry	1
9	1606	Aroor A.R.	Medical Biochemistry	1
10	1711	Naik	Biochemistry	1
11	1698	Gupta S.K.	T. Book of Biochemistry	1
12	1782	Vasudevan	T. Book of Biochemistry	1
13	1781	Vasudevan	T. Book of Biochemistry	1
14	1681	Ferrier D.R.	Lippicotts Illustrated Reviews Biochemistry	1
15	1682	Ferrier D.R.	Lippicotts Illustrated Reviews Biochemistry	1
16	411	Lal. H	T. book of Biochemistry	1
17	416	Lal. H	T. book of Biochemistry	1
18	362	Robertis	Cell and molecular biology	1
19	1745	Raju	Illustrated medical Biochemistry	1
20	1716	Naik. P	Ess. Of Biochemistry	1
21	1714	Naik. P	Ess. Of Biochemistry	1
22	1671	Dandekar S.P.	Concise Medical Biochemistry	1
23	1672	Dandekar S.P.	Concise Medical Biochemistry	1
24	2468	Nagini .S.	Instant Biochemistry	1
25	2469	Nagini .S.	Instant Biochemistry	1
26	1691	Gartner	Cell biology & History	1
27	1690	Gartner	Cell biology & History	1
28	1737	Nayak B.	Ess. Of Biochemistry for medical student	1
29	1617	Chatterjea	Clinical Biochemistry	1
30	1618	Chatterjea	Clinical Biochemistry	1
31	1086	Bhalla	T.B. for operation room technicians	1

S. NO.	Acc. No.	Author	Title	Qty.
				1
32	1635	Chawla R.	Objective Biochemistry	1
33	1636	Chawla R.	Objective Biochemistry	1
34	864	Kumar	Medicine made easy	1
35	2669	Hossain	Practical standard prescription	1
36	1722	Rao S.	Manipal manual of Clinical Biochemistry	1
37	1723	Rao S.	Manipal manual of Clinical Biochemistry	1
38	2438	Dudek	BRS Genetics	1
39	2848	Chattopadhyay	Obsterics for undergraduates	1
40	398	Rajagopal G.	Practical Biochemistry for Medical Dental and Allied courses	1
41	2442	Rambabu K.	Fundamentals of Biochemistry	1
42	1641	Chawla R.	Practical Clinical Biochemistry	1
43	1645	Chawla R.	Practical Clinical Biochemistry	1
44	1739	Nayak B.	Ess. Of Biochemistry for medical student	1
45	2439	Dudek	BRS Genetics	1
46	2678	Hossain	Physical diagnosis sings. And symptoms	1
47	1668	Damodaran K.	Practical Biochemistry	1
48	1667	Damodaran K.	Practical Biochemistry	1
49	2521	Devasena	Techniques in Biochemistry	1
50	2518	Devasena	Techniques in Biochemistry	1
51	2828	Dutta S.	Applied Orthopaedics Biochemistry	1
52	1772	Vasudevan	Practical Text Book of Biochemistry for Medical Student	1
53	1773	Vasudevan	Practical Text Book of Biochemistry for Medical Student	1
54	1788	Wilson G.	Biochemistry & Genetics	1
55	1794	Wilson G.	Biochemistry & Genetics	1
56	1627	Chetterjea. M.N.	Viva in Biochemistry	1
57	1630	Chetterjea. M.N.	Viva in Biochemistry	1
58	1703	Malhotra V.K.	Biochemistry for student	1
59	1705	Malhotra V.K.	Biochemistry for student	1
60	1706	Malhotra V.K.	Biochemistry for Students	1
61	1707	Malhotra V.K.	Biochemistry for Students	1
62	378	Lal. H.	MCQ in Biochemistry	1
63	377	Lal. H.	MCQ in Biochemistry	1
64	1022	Yangala	Paras prep manual ephritic MBBS final Part-II	1
65	2425	Kumar N.	Biochemistry & Clinical Pathology	1

S. NO.	Acc. No.	Author	Title	Qty.
66	2426	Kumar N.	Biochemistry & Clinical Pathology	1
67	720	Borah	Medical Ethics	1
68	2456	Panda U.N.	Hand book of Biochemistry	1
69	2455	Panda U.N.	Hand book of Biochemistry	1
70	861	Kumar	Current Concept in sepsis management	1
71	860	Kumar	Current concept in sepsis I	1
72	872	Kumar	Hand book of Antibiotics	1
73	375	Sharma DC	MCQ in Biochemistry	1
74	2479	Sharma DC	MCQ in Biochemistry	1
75	2506	Singhal A.	Quick review Biochemistry	1
76	2507	Singhal A.	Quick review Biochemistry	1
77	2509	Singhal	Quick review Biochemistry	1
78	2510	Singhal	Quick review Biochemistry	1
79	2486	Sharma	Viva voce in Biochemistry	1
80	2483	Sharma	Viva voce in Biochemistry	1
81	2527	Sharma	Viva voce in Biochemistry	1
82	2532	Sharma	Viva voce in Biochemistry	1
83	1652	Shanti Divya	An easy guide pre practical Biochemistry	1
84	1658	Shanti Divya	An easy guide pre practical Biochemistry	1
85	2497	Rambabu K.	MTF in Biochemistry	1
86	2499	Rambabu K.	MTF in Biochemistry	1
87	1761	Vasudevan	Clinical Chemistry made easy	1
88	1762	Vasudevan	Clinical Chemistry made easy	1
89	388	Bradley	Oxford H.B. of Genetics	1
90	389	Bradley	Oxford H.B. of Genetics	1
91	1783	Vasudevan	Revision exercises	1
92	1787	Vasudevan	Revision exercises	1
93	850	Kumar	Hand book of diabetics and diabetics Emergencies	1
94	2891	Pankaja Naik	Biochemistry	1
95	1710	Pankaja Naik	Biochemistry	1
96	5986	U.Satyanarayan	Biochemistry	1
97	5987	U.Satyanarayan	Biochemistry	1
98	1749	Harper's	Illustrated Biochemistry 30th edition	1
99	1688	Lippincott's	Biochemistry 6th edition	1
100	1799	Tietz	Tietz Clinical Guide to Laboratory Tests	1

S. NO.	Acc. No.	Author	Title	Qty.
101	2910	williamson syndere	Wallach's Diagnostic Test	1
102	102	Dinesh Puri	Text Book of Medical Biochemistry	1
103	103	S.K. Gupta	Text Book of Medical Biochemistry	1
104	104	Neethu Lakshmi N Aiswarya s Lal Divya IS	GENOSYS - Exam Preparatory Manual for	1
105	105	Neethu Lakshmi N Aiswarya s Lal Divya IS Nikhila K Nimisha PM	GENOSYS - Exam Preparatory Manual for Undergraduates	1
106	106	Dr. S.K. Gupta	Practical Biochemistry for MBBS	1
107	107	Prabhu, Shetty	Quick review Biochemistry for MBBS Undergraduate	1
108	108	Praful B. Godkar Darshan P. Godkar	Medical Biochemistry, MCQ Long & short questions , clinical reasoning , case studies and viva voce	1
109	109	Dinesh Puri	Text Book of Medical Biochemistry	1
110	110	Satyanarayana	Biochemistry Text book	1
111	111	Satyanarayana	Biochemistry Text book	1
112	112	G. Rajagopal, B.D Toora	MCQ in Biochemistry	1
113	113	G. Rajagopal, B.D Toora	Practical Biochemistry	1
114	114	Dr. S.K. Gupta	Text Book of Medical Biochemistry	1
115	115	Nita Sahi	Practical Biochemistry	1
116	116	Anita Chalak, Priti Puppalwar, Yogesh Pawade	Early Clinical Exposure A Case based Approach in Clinical Biochemistry	1
117	117	Poonam Agrawal	Clinical case Discussion in Biochemistry	1
118	118	DM Vasudevan Subir kumar Das	Practical Text Book of Biochemistry for Medical Student	1
119	119	DM Vasudevan Subir kumar Das	Practical Text Book of Biochemistry for Medical Student	1
120	120	Rebecca james Perumcheril	Self Assessment and review of Biochemistry	1
121	121	Dr. S.K. Gupta	Biochemistry of MBBS	1
122	122	Dr. S.K. Gupta	Text Book of Medical Biochemistry	1
123	123	Harbans lal Ashuma sachdeva	Text Book of Biochemistry	1

S.NO.	Acc. No.	Author	Title	Qty.
124	124	Dr. S.K. Gupta Dr Veena singh Ghalaut Dr. Anju Jain Dr. Binita Goswami	Manual of Practical Biochemistry for MBBS	1
125	125	Dr. S.K. Gupta Dr. Veena singh Ghalaut Dr. Anju Jain Dr. Binita Goswami	Manual of Practical Biochemistry for MBBS	1
126	126	Dr. S.K Gupta Dr. Binita Goswami	Immunology for MBBS	1
127	127	Dr. S.K Gupta Dr. Veena Singh Ghalaut	p	1
128	128	Poonam Agrawal	Clinical case Discussion in Biochemistry	1
129	129	Jacob Anthikad	Nutrition and Biochemistry for Nurses	1
			Total No. of Books =	129

Annexure II (Equipment list)

Name of the Equipment	Must/Desirable	Number s Available	Function al Status	Important Specification in Brief	Adequ ate (Yes/No)
Centrifuges More Than or Equal to 8 Tubes	Must	04	Working	Biocon (India)	Yes
Glucometers	Must	07	Working	Glucocare, Sin ocare	Yes
Urinometers	Must	65	Working	JK (India)	Yes
Hot Air Oven	Must	02	Working	Labey India	Yes
Digital Colorimeters	Must	07	Working	Cellwin, Systonic, Biocon (India)	Yes
Microscopes	Must	10	Working	MSW	Yes
Thermometer 0-250 °C	Must	02	Working	-	Yes
Semi Auto Analyzer	Desirable	02	Working	-	Yes
Boiling Water Bath	Must	07	Working	Biocon (India)	Yes
Constant Temp Water Bath Tank Capacity (Temp Range 5 to 80 °C)	Must	02	Working	Biocon (India)	Yes
Digital pH Meter	Must	04	Working	Systonic	Yes
Fixed Volume Pipettes 1 mL, 0.5 mL, 0.2 mL, 0.1 mL, 0.02 mL	Must	Total 150	Working	Brosil (Suncare)	Yes
Bottle Dispensers	Must	05	Working	Biocon (Microtronic labquest)	Yes
Variable and Fixed Volume Micro Auto Pipettes	Must	27	Working	-	Yes
Vacutainer Tubes	Must	15	Working	-	Yes
PCR Machine	Desirable	NIL	-	-	
ABG Machine	Desirable	01	Working	-	Yes
AUTO Analyser	Desirable	02	Working	-	Yes
Chromotographic Unit for Paper & TLC	Must	01	Working	-	Yes
Complete Electrophoresis (Paper, Page, Agarose) Apparatus With Power Supply	Must	03	Working	Biocon (India)	Yes
Densitometer With Computer	Desirable	01	Working	-	Yes
Vortex Mixer	Must	02	Working	Biocon (India)	Yes
Incubator of 37 °C	Must	06	Working	G-Lab	Yes
Fume Cup Boards	Must	01	Working	Biocon (India)	Yes

Digital Analytical Balance Upto 200 G – 1G Increment	Must	02	Working	Sigma-200/A	Yes
Micro Analytical Balance	Must	01	Working	Wensar	Yes
Spectro Photometer	Must	01	Working	-	Yes
PCR	Desirable	NA	-	-	
Elisa Reader& Washer	Desirable	01	Working	-	Yes
Urine Dip Sticks for Glucose, Protein and Ketone Bodies	Must	04	Working	-	Yes
ISE Analyzer	Desirable	NA	-	-	
Refrigerator-400 L Capacity	Must	02	Working	-	Yes
Ultra Centrifuge for DNA/RNA Extraction	Desirable	01	Working	-	Yes
Refrigerated Ultra Centrifuge	Desirable	01	Working	-	Yes
HPLC	Desirable	NA	-	-	
Bio Safety Cabinet	Must	01	Working	-	Yes
Centrifuges	Must	04	Working	Biocon, Labtech	Yes
Digital colorimeters	Must	07	Working	Cellwin, Biocon, Systonic	Yes
Semi Auto Analyzer	Must	01 CCL	Working	-	Yes
Fully Auto Analyzer	Must	02 CCL	Working	-	Yes
Electrolyte Analyzer	Must	02 CCL	Working	-	Yes
Clia Analyzer	Must	CCL	Working	-	Yes
Computer and Printer	Must	01	Working	HP Laser JetM1005MFP	Yes